



**YCC Wales**

Yellow Card Centre Wales  
Canolfan Cerdyn Melyn Cymru

# Annual Report 2023-2024



## Contents

1. TEAM.....	3
2. EXECUTIVE SUMMARY .....	3
3. YELLOW CARD DATA .....	4
4. DISCUSSION OF YELLOW CARD DATA .....	13
5. PROMOTIONAL ACTIVITIES.....	14
6. PUBLICATIONS .....	17
7. YCC WEBSITE .....	17
8. RESEARCH AND ONGOING INITIATIVES.....	18
8.1 Yellow Card Champion Scheme .....	18
8.2 National Prescribing Indicator .....	20
8.3 Social Media .....	24
9. CONCLUSIONS .....	26
10. ACKNOWLEDGEMENTS.....	27



## YELLOW CARD CENTRE WALES ANNUAL REPORT TO MHRA

**Date: 2023/24**

### 1. TEAM

#### Executive Team

Dr A M Thomas	Medical Director, Yellow Card Centre (YCC) Wales
Mrs D Burnett	National Lead Pharmacist, Welsh Medicines Advice Service (WMAS)
Dr C Norris	Project Manager & Medical Writer, WMAS
Mrs J Walker	Advanced Pharmacist – Pharmacovigilance and Patient Safety, WMAS

#### Advisory Board

Mrs A Adams [Chair]	Principal Pharmacist, Welsh Medicines Advice Service (WMAS)
Ms L Allen	Head of Community Pharmacy, Cardiff and Vale UHB
Dr R Bracchi	Medical Advisor, All Wales Therapeutics and Toxicology Centre (AWTTC)
Dr A Champion	Programme Director, AWTTC
Professor J Coulson	Clinical Director, AWTTC
Dr A Cope	Dental Consultant, Public Health Wales
Mr M Davies	Lead for Medication Adherence and Your Medicines Your Health, Cwm Taf Morgannwg UHB
Mr A Evans	Chief Pharmaceutical Officer, Welsh Government
Dr L Gray	Medical Director, National Poisons Information Service Cardiff
Ms C Howard	Immunisation Co-ordinator, Child Health, Cardiff and Vale UHB
Dr L Hughes	Senior Lecturer in Pharmacy, Cardiff University
Ms C James	Patient representative
Dr L James	All Wales Consultant Pharmacist, Acute Care & Medication Safety
Mrs N Mahon	Immunisation Co-ordinator, Child Health, Cardiff and Vale UHB
Dr R Ratcliffe	General Practitioner, Wales Deanery
Dr M Singh	Consultant in Acute Medicine, Aneurin Bevan UHB
Ms C Thomas	Head of WAPSU and Medicines Optimisation Lead, AWTTC

### 2. EXECUTIVE SUMMARY

The number of Yellow Card reports for medicinal products submitted in Wales decreased from 4024 in 2022/23 to 3539 in 2023/24, a decrease of 12%. This may be due to a decrease in COVID-19 vaccine related activity and reporting. The number of non-COVID vaccine reports remained relatively unchanged (2839 in 2022/23, 2832 in 2023/24). From July 2022, suspected ADRs to COVID-19 vaccines have been included in the reporting numbers.

The health board with the largest percentage increase in the number of Yellow Card reports submitted was Betsi Cadwaladr UHB, where there was an increase of 6% in 2023/24 compared with 2022/23. All other health boards showed a decrease in the number of reports submitted since 2022/23.

The highest number of reports came from the Patient/Parent/Carer/Consumer group, which contributed 38% (1329) of the total number of reports received for the year. This was a decrease of 22% when compared with the previous year. The second highest reporting group was General Practitioners who contributed 19% (667) of the total number of reports received for the year.

An increase in the number of reports was observed in most groups except for the Patient/Parent/Carer/Consumer, General Practitioner, Hospital Doctors, Community Pharmacist,



Radiographer and Coroners. There was a decrease in the number of reports submitted where the reporter’s qualification was unknown.

YCC Wales continued to support local Yellow Card Champions and continued to engage with the Welsh Medication Safety Officers (MSOs) and other members of the Welsh Medicines Safety Network. During 2023/24, YCC Wales continued to develop their relationship with colleagues and students at Swansea and Cardiff University, by providing teaching to their Pharmacy and Medical undergraduate students.

Throughout the year, multiple training sessions have been delivered to healthcare professionals and patients. YCC Wales also continues to use and develop bilingual promotional materials for use in primary and secondary care. YCC Wales’ mascot ‘Yellow Card Charlie’ continued to feature in these. Social media has been utilised to raise awareness on reporting and there have been an increase in X, Facebook and Instagram following.

During 2023, YCC Wales celebrated its 40<sup>th</sup> Anniversary. A celebratory event, YCC Wales’ Medicines Safety Day, was held in June 2023. Yellow Card Champions, Healthcare professionals with an interest in Medicines Safety and colleagues who have been instrumental in the work of YCC Wales were invited.

The Yellow Card National Prescribing (reporting) Indicators remained in place. The YCC Wales website ([yccwales.org](http://yccwales.org)) continues to be maintained.

During 2024/25, YCC Wales will continue to introduce new initiatives to promote and encourage reporting of suspected ADRs via the Yellow Card scheme throughout Wales and hopes to see a further increase in reporting rates.

### 3. YELLOW CARD DATA

#### a. Total Numbers

A total of 3539 reports of suspected ADRs to medicinal products originated from the YCC Wales region in 2023/24. This figure represents a 12% decrease from the previous year, 2022/23, which saw a total of 4024 reports. The number of non-COVID vaccine reports remained relatively unchanged (2839 in 2022/23, 2832 in 2023/24). This represents a 0% change in reports this year.

Table 1 and Figure 1 show the total number of Yellow Card reports from Wales over the last 5 years. Figure 1 also shows number of reports excluding COVID-19 vaccines since 2021/22.

Year	Number of reports	Percentage change on previous year
2023/24	3539	-12
2022/23	4024 <sup>†</sup>	+93 <sup>†</sup>
2021/22	2084*	+7*
2020/21	1955*	-33*
2019/20	2927	-8

Table 1: Number of Yellow Card reports submitted from Wales over the last 5 years

<sup>†</sup> For the year 2022/23, the number of YC reports stated in Table 1 includes reports of suspected adverse drug reactions to the COVID-19 vaccines for Q2-Q4.

\* For the years 2020/21 and 2021/22, the number of Yellow Card reports stated in Table 1 does not include reports of suspected adverse drug reactions that were submitted in relation to the COVID-19 vaccines. See previous YCC Wales annual reports for details.

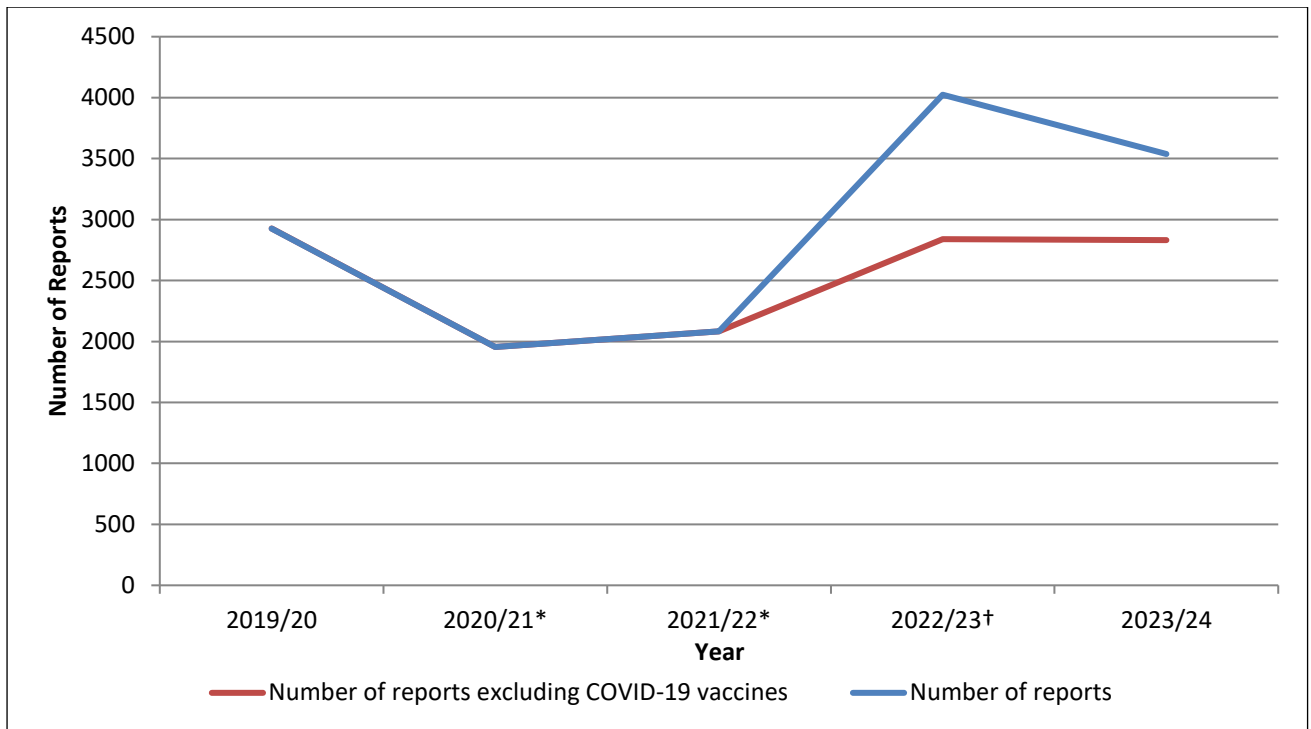


Figure 1: Number of Yellow Card reports submitted from Wales over the last 5 years

† For the year 2022/23, the number of YC reports presented in Figure 1 includes reports of suspected adverse drug reactions to the COVID-19 vaccines for Q2-Q4.

\* For the years 2020/21 and 2021/22, the number of Yellow Card reports presented in Figure 1 does not include reports of suspected adverse drug reactions that were submitted in relation to the COVID-19 vaccines. See previous YCC Wales annual reports for details.

### Note on Reporting Data Totals

The total number of Yellow Card reports stated in Table 1 and Figure 1 (3539) is lower than the number of reports reflected in Figure 3 onwards (3541). This is due to merger of duplicate reports by the Medicines and Healthcare products Regulatory Agency (MHRA). From Figure 3 onwards, the data reflects the total number of Yellow Card reports, which allows for the differentiation of Yellow Card reports relating to the same suspected ADR which have been submitted by different reporters e.g. a GP and a Pharmacist. Two suspected ADRs were submitted by two reporters each in 2023/24.

Figure 2 shows the seven Health Boards in Wales and Figure 3 the number of reports from each Health Board over the past five years. Reporting numbers for Velindre NHS Trust have also been included.



Figure 2: Map showing Health Boards in Wales

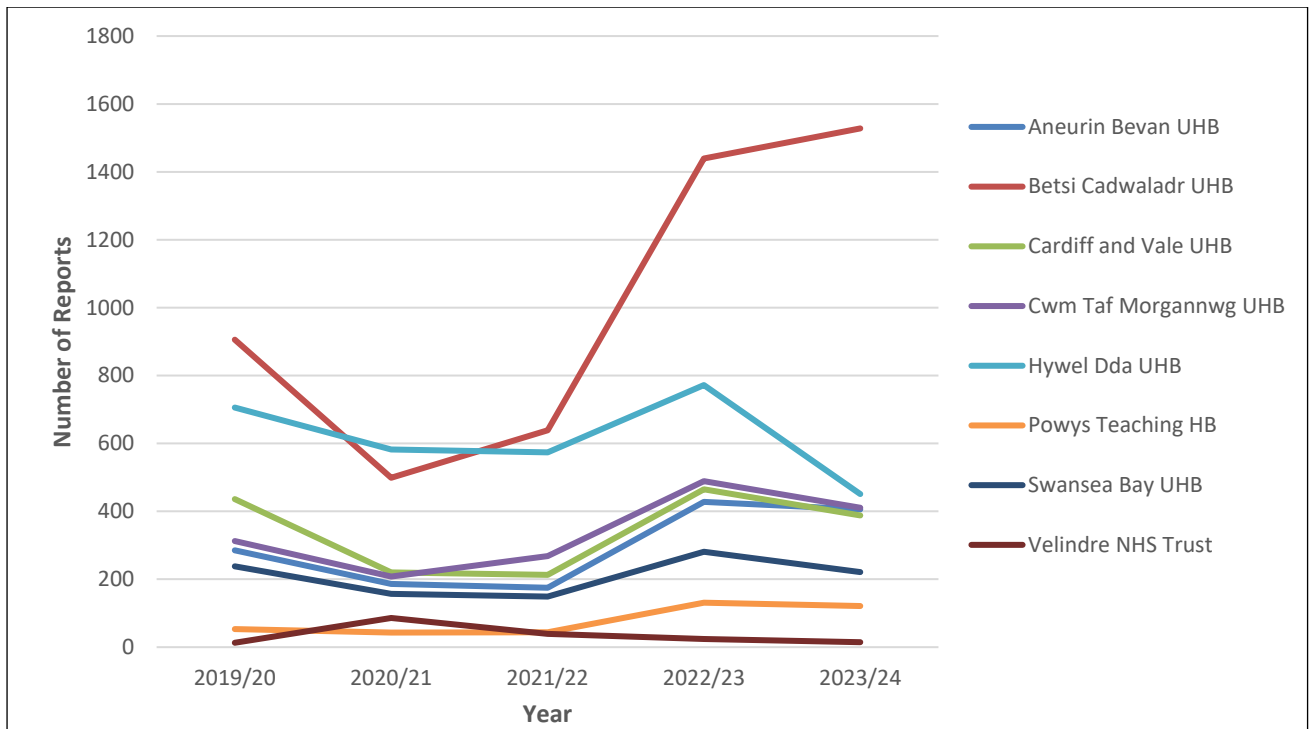


Figure 3: Number of Yellow Card reports submitted from each Health Board/NHS Trust in Wales over the last five years

### b. Reporter Qualifications

Figure 4 and Table 2 shows Number of Yellow Card reports submitted from Wales over the last 5 years by reporter qualification.

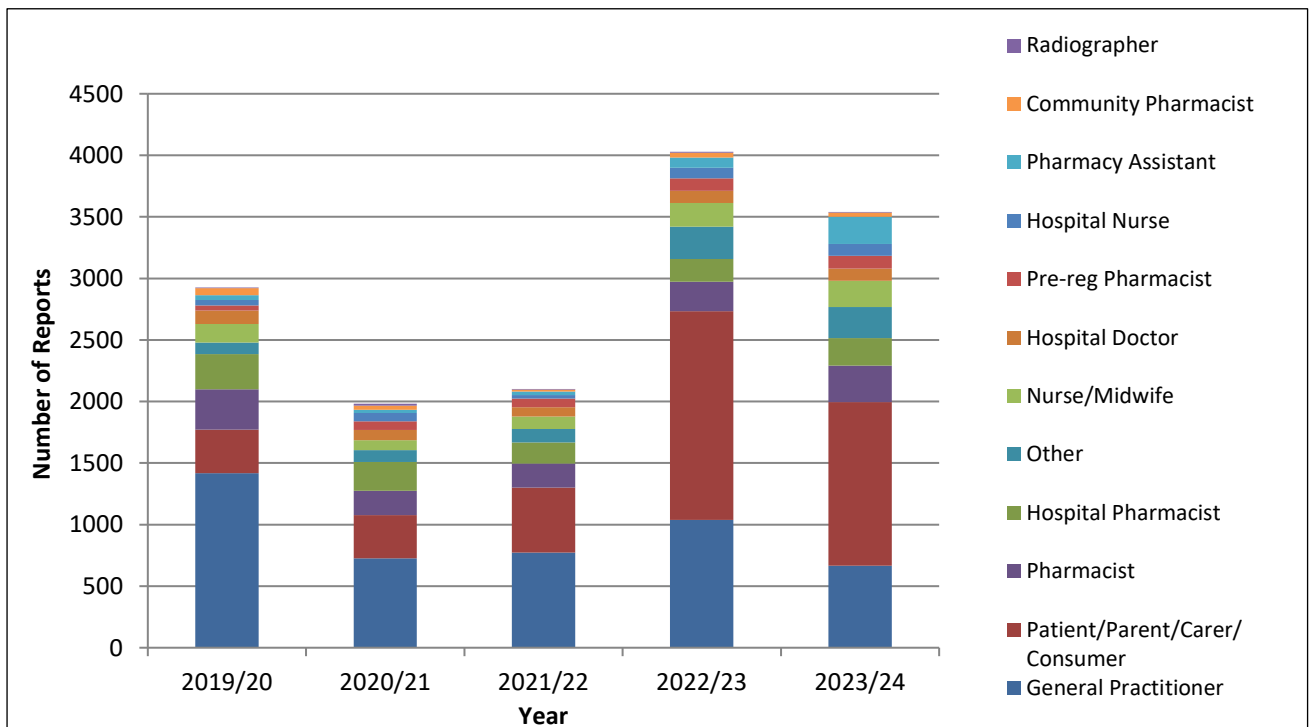


Figure 4: Number of Yellow Card reports submitted from Wales over the last 5 years by reporter qualification

\*Other reporter qualifications = chiropodist, dentist, hospital health professional, medical student, other health professional, optometrist, paramedic, physician, unknown



Reporter	2019/20	2020/21	2021/22	2022/23	2023/24
Patient/Parent/Carer/Consumer	355	353	527	1696	1329
General Practitioner	1417	725	774	1038	667
Pharmacist	328	197	195	239	295
Hospital Pharmacist	286	235	171	185	224
Pharmacy assistant	37	26	28	82	222
Nurse/Midwife	152	82	101	192	213
Other Health Professional	72	69	29	94	135
Pre-registration pharmacist	42	69	70	101	106
Hospital Doctor	108	83	76	98	98
Hospital Nurse	46	68	29	88	95
Unknown	0	0	33	133	54
Community Pharmacist	58	34	17	39	33
Hospital Health Professional	29	5	19	19	26
Physician	0	7	20	7	15
Paramedic	1	0	1	4	7
Dentist	7	7	2	1	6
Radiographer	5	15	4	8	6
Medical student	6	4	3	2	4
Optometrist	0	2	2	1	4
Chiropodist	0	0	0	1	2
Coroner	1	1	0	0	0

Table 2: Number of Yellow Card reports submitted from Wales over the last 5 years by reporter qualification

### c. Serious Reports

Table 3 shows the number of serious reactions reported from Wales over the last five years.

Year	Number of serious reports	Percentage of total reports	Percentage change on previous year
2023/24	1434	40	0
2022/23	1624	40	+2
2021/22	790	38	-1
2020/21	771	39	0
2019/20	1138	39	+2

Table 3: Number of serious reactions reported from Wales over the last five years



#### d. Fatal Reports

Table 4 shows the number of fatal reports submitted from Wales over the last five years. It is important to note that suspected ADRs are associations only and there is not necessarily a causal link between any of the medicines reported on a particular Yellow Card and the fatal outcome.

Year	Number of fatal reports	Percentage of total reports	Percentage change on previous year
<b>2023/24</b>	27	0.8	0.1
<b>2022/23</b>	29	0.7	-0.4
<b>2021/22</b>	23	1.1	-0.1
<b>2020/21</b>	23	1.2	0
<b>2019/20</b>	36	1.2	0

Table 4: Number of fatal reports submitted from Wales over the last five years

#### e. Age breakdown

Table 5 and Figure 5 show the number of Yellow Card reports submitted from Wales over the last three years by patient age.

Age band (years)	2021/22	2022/23	2023/24
<b>Unknown</b>	212	702	776
<b>Under 2</b>	35	40	35
<b>2 – 6</b>	19	41	33
<b>7 – 12</b>	25	43	25
<b>13 – 17</b>	52	33	41
<b>18 – 24</b>	81	132	121
<b>25 – 34</b>	173	277	266
<b>35 – 44</b>	170	284	263
<b>45 – 54</b>	229	467	287
<b>55 – 64</b>	280	622	437
<b>65 – 74</b>	395	700	568
<b>75 – 84</b>	289	516	542
<b>85+</b>	124	172	147
<b>Total</b>	<b>2084</b>	<b>4029</b>	<b>3541</b>

Table 5: Number of Yellow Card reports submitted from Wales over the last three years by patient age

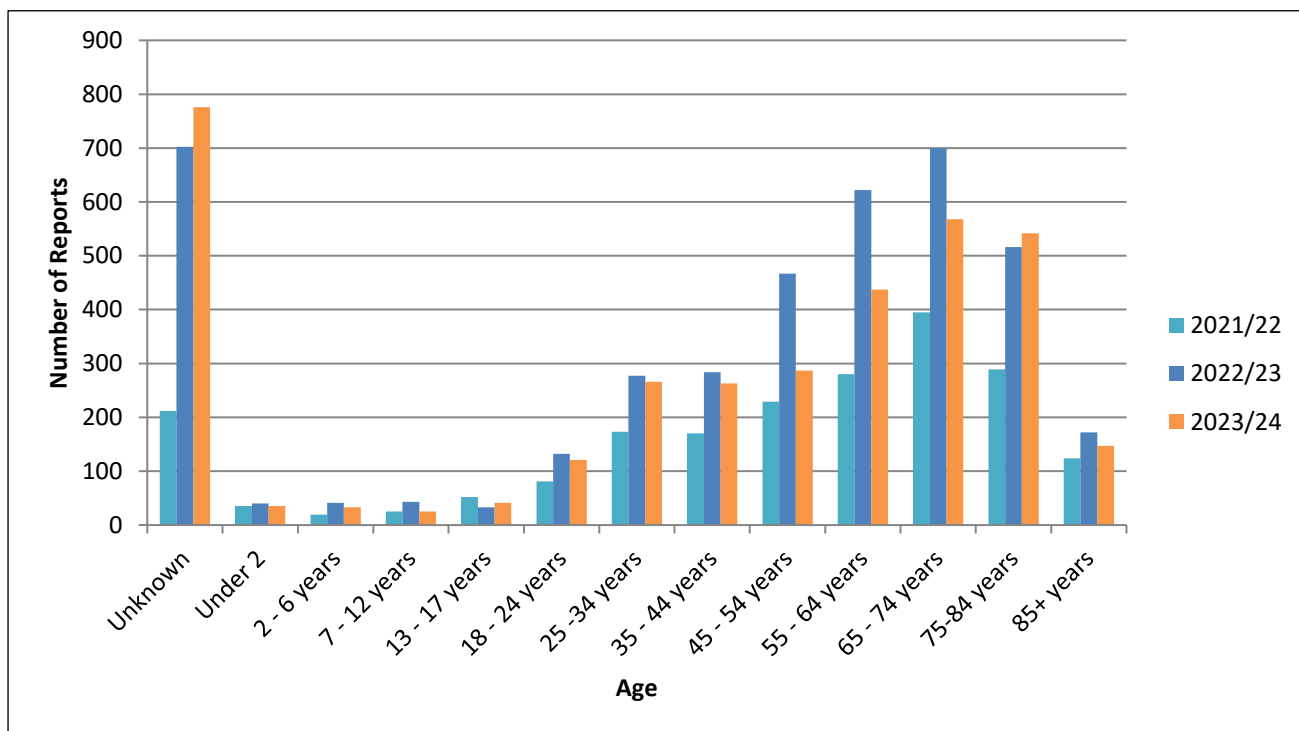


Figure 5: Number of Yellow Card reports submitted from Wales over the last three years by patient age



## f. Suspected medicines

Table 6 shows the top 10 suspected medicines comparison of last two years.

Drug name	Number of reports (2022/23)	Number of reports (2023/24)
COVID-19 vaccine* ▼	1185 <sup>†</sup>	707
Influenza Virus Vaccines* (▼ some brands)	97	94
Amlodipine	74	84
Ramipril	69	82
Atorvastatin	63	78
Sertraline	66	68
Dapagliflozin	50	59
Nitrofurantoin	61	57
Doxycycline	41	55
Apixaban	57	54

*Table 6: Comparison of the number of Yellow Card reports submitted over the last two years for the top 10 suspected medicines in Wales.*

*For Table 6 only: Note that when multiple suspected medicines are submitted on a single Yellow Card report, each suspected medicine is counted individually.*

\* multiple brands

▼ medicine subject to additional monitoring

<sup>†</sup> For the year 2022/23, the number of Yellow Card reports presented in Table 6 does not include reports of suspected adverse drug reactions to the COVID-19 vaccines for Q1. During that quarter (1<sup>st</sup> April – 30<sup>th</sup> June 2023) there were an additional 388 reports of suspected adverse drug reactions to the COVID-19 vaccines.



### g. Sources of Reports

Table 7 shows a detailed breakdown of Number of Yellow Card reports submitted from Wales over the last three years by reporter type.

Reporter	2021/22		2022/23		2023/24	
	Number	% of total	Number	% of total	Number	% of total
<b>Carer</b>	18	0.9	2	0.0	1	0.0
<b>Parent</b>	55	2.6	81	2.0	60	1.7
<b>Patient</b>	451	21.5	1562	38.8	1213	34.3
<b>Consumer</b>	3	0.1	51	1.3	55	1.6
<b>Community Pharmacist</b>	17	0.8	39	1.0	33	0.9
<b>Hospital Pharmacist</b>	171	8.1	185	4.6	224	6.3
<b>Pharmacist</b>	195	9.3	239	5.9	295	8.3
<b>Pharmacy Assistant</b>	28	1.3	82	2.0	222	6.3
<b>Pre-reg pharmacist</b>	70	3.3	101	2.5	106	3.0
<b>Hospital Nurse</b>	29	1.4	88	2.2	95	2.7
<b>Nurse</b>	101	4.8	183	4.5	210	5.9
<b>GP</b>	774	36.8	1038	25.8	667	18.8
<b>Hospital Doctor</b>	76	3.6	98	2.4	98	2.8
<b>Physician</b>	20	1.0	7	0.2	15	0.4
<b>Coroner</b>	0	0.0	0	0.0	0	0.0
<b>Dentist</b>	2	0.1	2	0.0	6	0.2
<b>Midwife</b>	0	0.0	9	0.2	3	0.1
<b>Optometrist</b>	2	0.1	1	0.0	4	0.1
<b>Chiropodist</b>	0	0	1	0.0	2	0.1
<b>Paramedic</b>	1	0.0	4	0.1	7	0.2
<b>Radiographer</b>	4	0.2	8	0.2	6	0.2
<b>Hospital Healthcare Professional</b>	19	0.9	19	0.5	22	0.6
<b>Healthcare Assistant</b>	4	0.2	10	0.2	26	0.7
<b>Other Healthcare Professional</b>	25	1.2	84	2.1	113	3.2



<b>Medical Student</b>	3	0.1	2	0.0	4	0.1
<b>Unknown</b>	33	1.6	133	3.3	54	1.5
<b>Total</b>	2101	100	4029	100	3541	100

Table 7: Number of Yellow Card reports submitted from Wales over the last three years by reporter type

#### h. Type of Reports

Table 8 shows the number of reports submitted during 2023/24 from Wales by submission route.

Report Type	Number of reports (2023/24)	Percentage of total reports
<b>EYC</b>	2714	76.6
<b>GP systems</b>	222	6.3
<b>App</b>	487	13.8
<b>Paper</b>	114	3.2
<b>MiDatabank</b>	4	0.1

Table 8: Number of reports submitted during 2023/24 from Wales by submission route

## 4. DISCUSSION OF YELLOW CARD DATA

A decrease of 12% was observed in the number of Yellow Card reports submitted for medicinal products from Wales during 2023/24 (3539) when compared with the previous year (4024). This decrease may be attributed to a reduction in COVID-19 vaccine related activity and reporting. The number of non-COVID vaccine reports remained relatively unchanged (2839 in 2022/23, 2832 in 2023/24). This represents a 0% change in reports this year.

The health board with the largest percentage increase in the number of Yellow Card reports submitted was Betsi Cadwaladr UHB, where there was an increase of 6% in 2023/24 compared with 2022/23. A decrease was seen in the number of reports submitted from all other health boards, with Hywel Dda HB showing the largest percentage decrease (- 42%).

The highest number of reports came from the Patient/Parent/Carer/Consumer group, which contributed 38% (1329) of the total number of reports received for the year. This was a decrease of 22% when compared with the previous year. The second highest reporting group was General Practitioners who contributed 19% (667) of the total number of reports received for the year. When compared with the previous year, there was a decrease of 36% in the number of Yellow Card reports submitted by this group. A decrease in reporting was also observed from the Community Pharmacist (39 to 33, -15%) and Radiographer (8 to 6, -25%) groups. There was a decrease in the number of reports submitted where the reporter's qualification was unknown. No change in reporting was seen in Hospital Doctors (98 to 98, 0%). There was a decrease in the number of reports submitted where the reporter's qualification was unknown.

An increase was observed in all other groups: Pharmacists (239 to 295, +23%), Hospital Pharmacist (185 to 224, + 21%), Nurses/Midwives (192 to 213, +11%), Pharmacy Assistant (88 to 222, +171%), Other Healthcare Professionals (94 to 135, +44%), Pre-Registration Pharmacists (101 to 106, +5%), Hospital Nurse (88 to 95, +8%), Hospital Health Professionals (19 to 26, +37%), Physicians (7 to 15, +114%), Paramedic (4 to 7, +75%), Dentists (1 to 6, +83%), Medical Students (2 to 4, +100%), Optometrists (1 to 4, +300%) and Chiropodists (1 to 2, +100%).



The percentage of serious suspected ADR reports submitted within Wales remained stable at 40% when compared with 2022/23.

As in the previous year, the highest number of reports concerned patients in the group aged 65-74 years (568). There was an increase in the number of reports for the 13-17 years age group (33 to 41) and 75-84 years age group (516 to 542). There was a decrease in the number of reports across other age groups. The age of the patient was not known for 776 reports which contributed to 22% of the total reports.

The top two most frequently reported medicines from the YCC Wales region were vaccines, with COVID-19 vaccines contributing to 707 reports and the Influenza Virus Vaccines contributing to 94 reports. Both included formulations that were on the list of medicines which are subject to additional monitoring (identified using an inverted black triangle ▼).

The majority (76.6%) of reports were submitted as electronic Yellow Cards. The app was used for 13.8% reports and only 0.1% were submitted via MiDatabank. YCC Wales will continue to advertise the availability of the app and will work with Medicines Information Teams across Wales to increase Yellow Card reporting via the MiDatabank programme.

## 5. PROMOTIONAL ACTIVITIES

### a. Training delivered to healthcare professionals and their respective groups

Audience type	Session type	Duration (hours)	Number of sessions	Total audience numbers	Total hours training
IPFR panel members and clinicians	Information stand	7	1	75	2
Masters' students (MSc in Experimental and Translational Therapeutics, University of Oxford)	Lecture (Adverse effects of herbal medicines)	1	1	12	1
Healthcare professionals across Wales at the AWTTTC Best Practice Day	Information stand	2	1	75	2
Healthcare professionals at the WEDINOS 10 <sup>th</sup> Anniversary Conference	Information stand	2.5	1	75	2.5
RPS Wales conference	Information stand	2.5	1	180	2.5
Breast Test Wales	Lecture	1	1	15	1
CAVUHB junior doctor teaching	Lecture	1	1	70	1
All Wales Medicines Management Nurses	Presentation	0.5	1	7	0.5
AWMSG Open Day	Information stand	2.5	1	50	2.5
YCC Wales' '40 <sup>th</sup> Anniversary' Medicines Safety Day	Conference	7	1	80	7
Allied Health Professions and Health Science Conference (UHW)	Information stand	2.5	1	50	2.5
Healthcare Professionals*	Training Workshop	3	2	19	3



Pharmacy Technicians*	Training Workshop	0.75	6	39	4.5
Healthcare Professionals*	Presentation	4	7	52	4
Welsh Immunisation Conference*	Information Stand	7	1	15	1
Antibiotics don't cure toothache – HEIW dental conference*	Information Stand	5	1	Unknown	5
Pharmacy professionals*	Lecture/ Teaching Session	3	7	78	3
Healthcare professionals*	Lecture/ Teaching Session	3	5	49	3
Non-medical prescribers*	Lecture	1	1	20	1

Table 9: Training activities delivered to healthcare professionals during 2023/24

\* Activities undertaken by YCC Wales Yellow Card champions

#### b. Training delivered to patients and their respective groups

Audience type	Session type	Duration (hours)	Number of sessions	Total audience numbers	Total hours training
Public at the Urdd Eisteddfod	Information stand	8	6 (1 per day)	50/day (approx.)	48
World Patient Safety Day	Information stand	7	1	100 (approx.)	7
Patient and Public Interest Group (PAPIG)	Meeting	1.5	2	25	3
HCPs and members of the public at University Hospital Llandough for #MedSafetyWeek	Information stand	7	1	100 (approx.)	7
HCPs and members of the public at University Hospital of Wales for #MedSafetyWeek	Information stand	7	1	100 (approx.)	7
Members of the public at Heath Fayre*	Information Stand	4	1	Unknown	Unknown
World Patient Safety Day at Grange University Hospital*	Information Stand	5.5	1	51	Unknown
Sixth Form College*	Lecture	1	1	Unknown	1
Medicines Safety Week – Patients and HB staff*	Information Stand	2	1	Unknown	2
World Patient Safety Day at Royal Glamorgan for Patients and HB staff*	Information Stand	34	6	489	34

Table 10: Training activities delivered to patients and their respective groups during 2023/24

\* Activities undertaken by YCC Wales Yellow Card champions



**c. Training delivered to undergraduates**

Audience type	Session type	Duration (hours)	Number of sessions	Total audience numbers	Total hours training
Pharmacy students – 1 <sup>st</sup> year Swansea University	Lecture & Workshop	1 day	1 lecture and 2 workshops	60	4
Pharmacy students – 4 <sup>th</sup> year Cardiff University	Workshop	2	3	90	6
Swansea University - 2 <sup>nd</sup> year students	Workshop	2	1	50	2
Medical students – Cardiff University	Lecture	1	1	75	1
Pharmacy students – 2 <sup>nd</sup> year Swansea University	Workshop	1 day	3	90	6
Pharmacy and medical students	Inter-professional learning	3	3	180	9
Medical Students – 5 <sup>th</sup> Year Cardiff University*	Lecture	1	1	20	1
Pharmacy students – 3 <sup>rd</sup> year Swansea University*	Workshop	2	2	40	4

Table 11: Training activities delivered to undergraduates during 2023/24



YCC Wales “40<sup>th</sup> Anniversary” Medicines Safety Day, June 2023



#### **d. Materials developed for YCS promotion**

YCC Wales continued to produce bilingual posters and other promotional resources (e.g. display screen materials) to raise awareness of Yellow Card reporting amongst healthcare professionals and members of the public.

Materials were developed in support of World Patient Safety Day 2023 and #MedSafetyWeek 2023. Yellow Card promotional materials were distributed electronically to Yellow Card champions, members of the Welsh Medicines Safety Network, GP practices and Community Pharmacies across Wales.

The Yellow Card Champion's electronic resource, which provides information and resources to our champions, was regularly updated throughout the year.

YCC Wales continued to promote their animated video to raise awareness of the Yellow Card scheme to members of the public and healthcare professionals. The video is available in both Welsh and English and features the Yellow Card Centre Wales mascot. YCC Wales also worked with Radio Glamorgan to develop a jingle to promote Yellow Card reporting. This radio jingle is regularly played on the channel.

## **6. PUBLICATIONS**

### **Full Articles**

Routledge PA, Bracchi R. Improving the spontaneous reporting of suspected adverse drug reactions: An overview of systematic reviews. *British Journal of Clinical Pharmacology*. 2023 Aug;89(8): 2377-2385(online version before inclusion in an issue). URL: <https://doi.org/10.1111/bcp.15791>

## **7. YCC WEBSITE**

### **a. Website updates**

The [YCC Wales site](#) is incorporated into the All Wales Therapeutics and Toxicology Centre (AWTTC) website. A Welsh language [website](#) is also available.

The site includes:

- Information about YCC Wales
- Yellow Card reporting information for healthcare professionals
- Yellow Card reporting information for patients, carers and the public
- Information about the YCC Wales Yellow Card Champion scheme
- Links to external educational and drug safety resources
- YCC Wales promotional materials and annual reports.

Information contained on the website is regularly reviewed and updated.

### **b. Number of website hits**

During 1<sup>st</sup> April 2023 – 31<sup>st</sup> March 2024 there were a total of 4,141 views, by 2,789 users, across all pages of the Yellow Card Centre Wales website. The most frequently viewed pages were 'Yellow Card reporting for patients, carers and the public' and 'Yellow Card reporting for healthcare professionals'.



## 8. RESEARCH AND ONGOING INITIATIVES

### 8.1 Yellow Card Champion Scheme

In November 2012 the All Wales Chief Pharmacists Committee agreed to the implementation of the Yellow Card Hospital Champion Scheme. Whilst the scheme was initially aimed at recruiting hospital pharmacists and pharmacy technicians as Champions it has now been expanded to primary care pharmacists and other healthcare professionals, including nurses. Champions working across all sectors are invited to attend our training days.

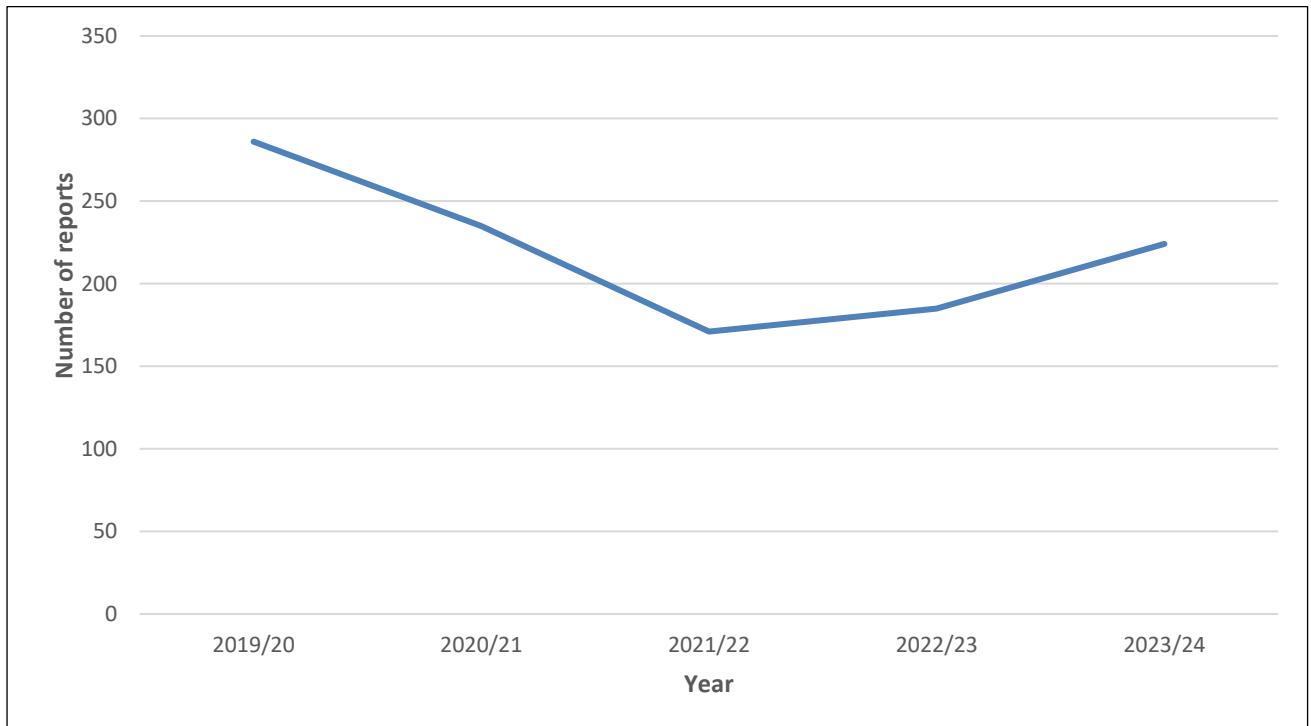


Figure 6: Number of Yellow Card reports submitted by Hospital Pharmacists in Wales over the last five years

Figure 6 shows the number of Yellow Card reports submitted by hospital pharmacists over the last five years. There has been an increase of 21% in the number of reports submitted when compared with the previous year (185 in 2022/23, 224 in 2023/24).

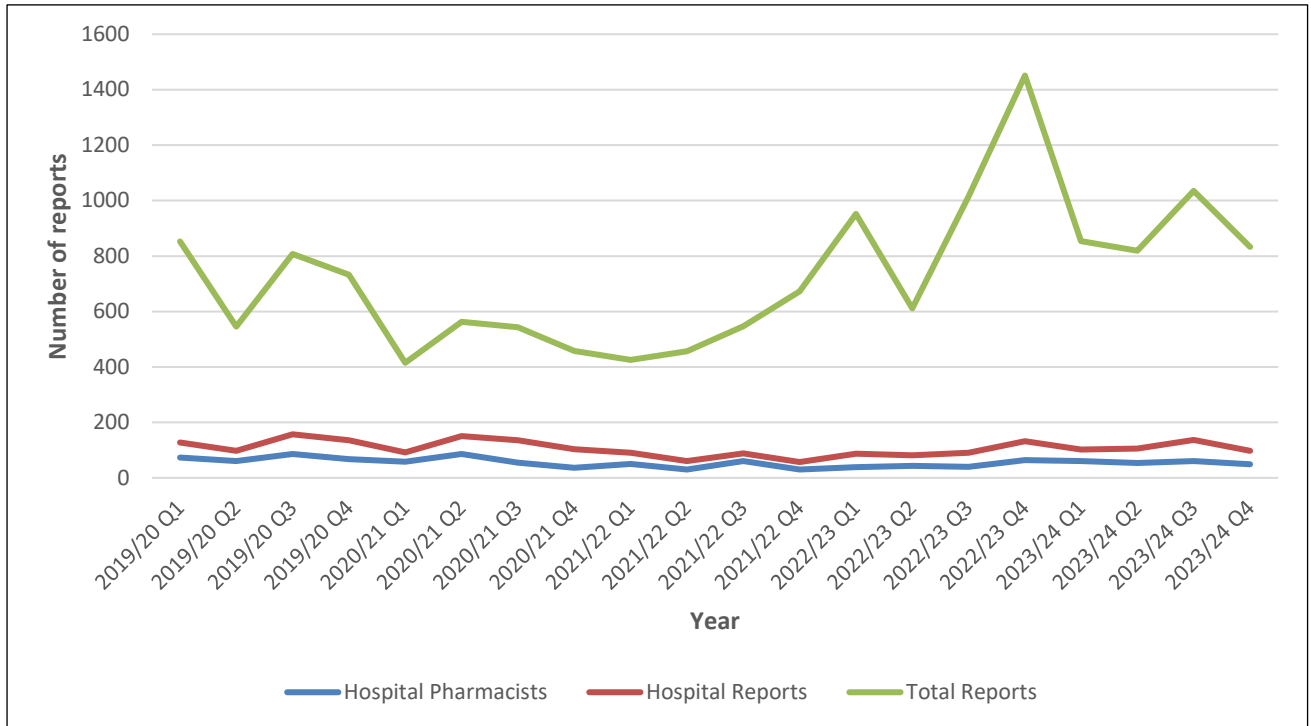


Figure 7: Number of Yellow Card reports submitted by Hospital Pharmacists, Hospital Reporters and all reporters in Wales over the last five years

*\*Hospital reporter qualifications = hospital doctor, hospital nurse, hospital pharmacist, hospital healthcare professional*

Figure 7 illustrates that there has been an overall increase in the number of Yellow Card reports from secondary care sources since 2022/23. The Yellow Card Champions have continued to provide education to healthcare professionals working within primary and secondary care. YCC Wales has continued to recruit and train new Yellow Card Champions.

Work is underway to introduce Hospital Electronic Prescribing and Medicines Administration (HEPMA) systems to hospitals across Wales. YCC Wales has put forward a strong recommendation to Digital Health and Care Wales’ Digital Medicines Transformation Team, that the systems must support integrated Yellow Card reporting. This will simplify the reporting process and encourage reporting amongst healthcare professionals working in secondary care.

YCC Wales continues to strengthen and revitalise the Yellow Card Champion scheme by having quarterly meetings with the Champions and utilising the Champions MS Teams channel. Regular updates regarding YCC Wales and MHRA workstreams were provided.

YCC Wales continues to work with members of the All Wales Medicines Safety Network, which includes Medication Safety Officers (MSOs) and medicines management nurses, to enable them to provide encouragement and support to the Yellow Card Champions working within their Local Health Boards.

YCC Wales Celebrated their 40<sup>th</sup> Anniversary during 2023. They hosted the YCC Wales “40<sup>th</sup> Anniversary” Medicine Safety Day in June 2023. Yellow Card Champions, members of the All Wales Medicines Safety Network, healthcare professionals with an interest in the safe use of medicines and colleagues who have been instrumental in the success of YCC Wales over the years were invited. The day’s events included the following sessions:

- Yellow Card Reporting: a Brief History and Wales Perspective
- How Safe Medicines Saved My Family



- What Happens to your Yellow Card? Signal Analysis at the MHRA
- Next Generation Vigilance
- Improving the Safety of Medical Devices for All
- Thalidomide – A Survivor’s Guide

## 8.2 National Prescribing Indicator

In 2023/4, Yellow Card reporting continued as a National Prescribing (reporting) Indicator (NPI) in Wales. NPIs are developed annually to promote national prescribing, balancing both quality and efficacy.

The following targets were in place for 2023/24:

- GP practices - GP practices to submit one Yellow Card per 2,000 practice population.
- Health Boards - submit one Yellow Card per 2,000 Health Board population.
- Health Boards - demonstrate a 10%, or greater, increase from baseline\*, for Yellow Cards submitted by secondary care.
- Health Boards - demonstrate a 25%, or greater, increase from baseline\*, for Yellow Cards submitted by members of the public.
- Yellow Cards submitted in community pharmacy - no target value set.

\*Baseline: number of Yellow Cards submitted in 2022/23.

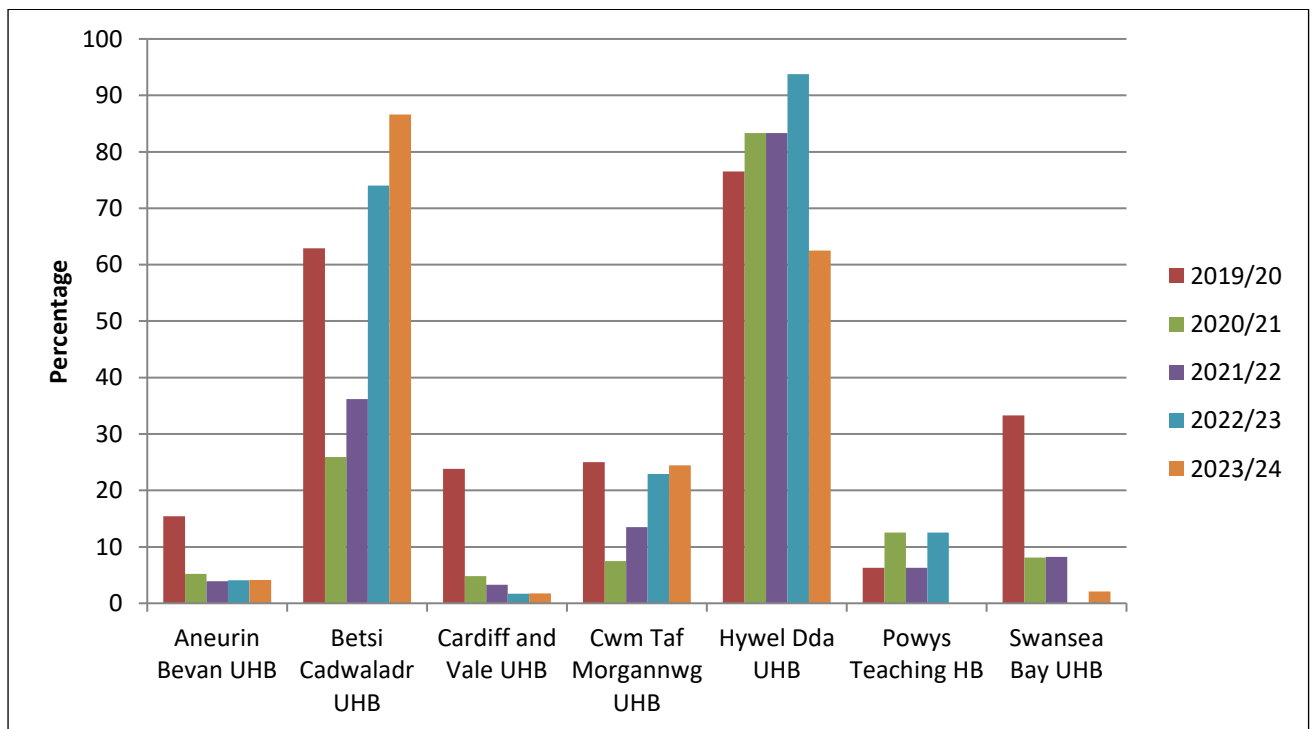


Figure 8: Percentage of practices per Health Board attaining the NPI target of 1 Yellow Card submitted per 2,000 patients, over the last five years

Figure 8 shows the percentage of GP practices achieving the target of submitting 1 Yellow Card per 2,000 patients. All health boards have practices achieving this target, except for Powys Teaching HB. The percentage of practices attaining the target reduced in Hywel Dda UHB. No change was seen in Aneurin Bevan UHB. An increase was seen in the other four health boards when compared with 2022/23.

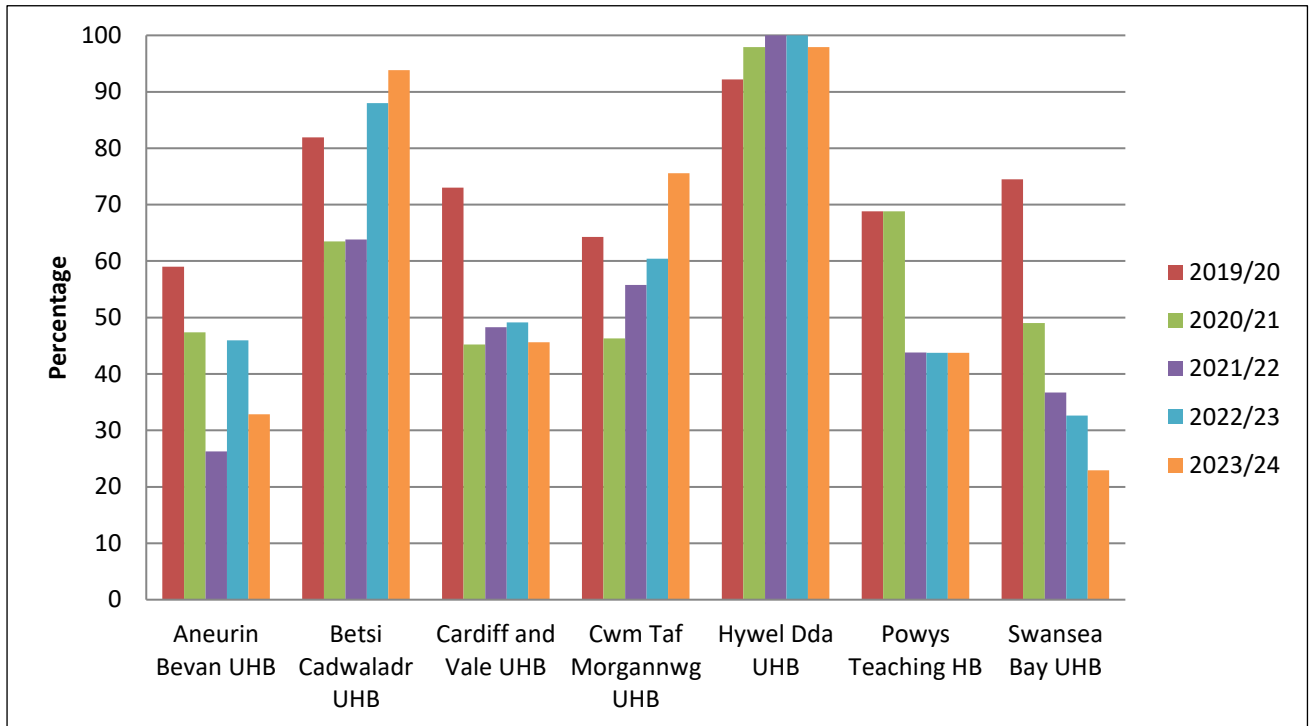


Figure 9: Percentage of GP practices in each Health Board submitting a Yellow Card over the last 5 years

Figure 9 shows the percentage of GP practices who have submitted at least one Yellow Card. Practice level data is published on a quarterly basis by the Welsh Analytical Prescribing Support Unit (WAPSU) on the [Server for Prescribing Information Reporting and Analysis \(SPIRA\) NPI dashboard](#). This dashboard is available for all Health Boards to view and can be used to target those practices who have not submitted a Yellow Card and to offer additional training and support. YCC Wales also continues to work with local Yellow Card Champions throughout Wales.

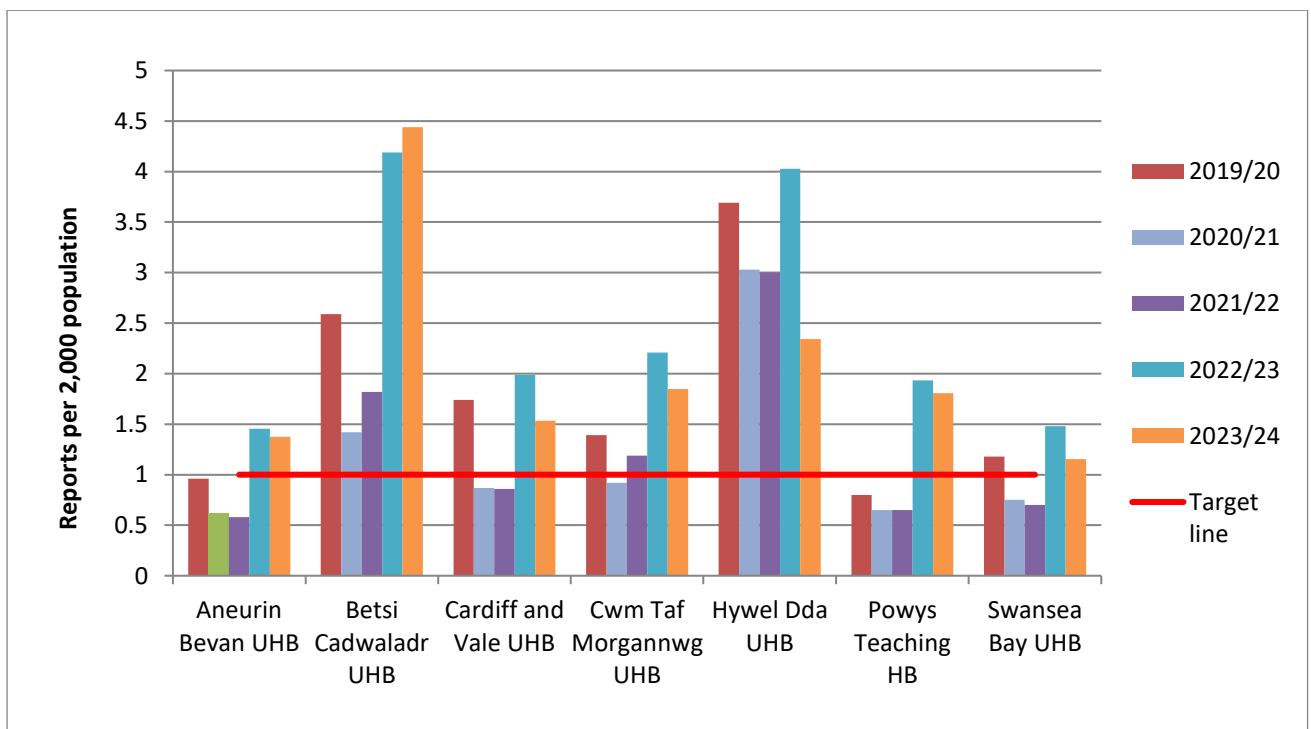


Figure 10: Number of Yellow Card reports per 2,000 patient population submitted per Health Board over the last 5 years



Figure 10 shows the performance of each Health Board against the target to submit in excess of one Yellow Card per 2,000 Health Board population. All seven Health Boards achieved the target but only Betsi Cadwaladr UHB saw an increase in reporting rate. A decline in reporting was seen in the other six health boards when compared with 2022/23.

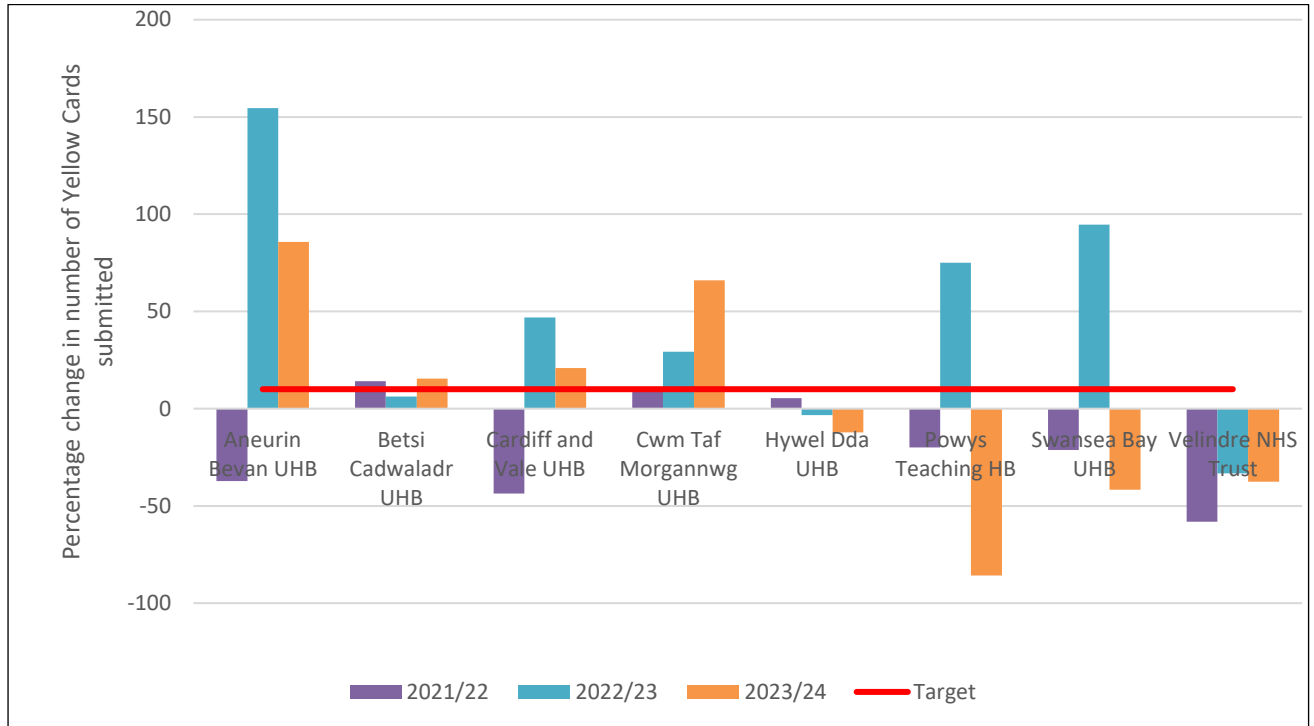


Figure 11: Performance of each Health Board/NHS Trust against the NPI Secondary Care Target demonstrate a 10%, or greater, increase from baseline, for Yellow Cards submitted by secondary care)

Figure 11 shows the performance of each Health Board/NHS Trust against the secondary care target.

The performance target for each health board is to demonstrate a 10% or greater, increase from baseline in the number of Yellow Cards submitted by secondary care.

Aneurin Bevan UHB, Betsi Cadwaladr UHB, Cardiff and Vale UHB and Cwm Taf Morgannwg UHB achieved the target to increase Yellow Card reporting by 10% in secondary care. Aneurin Bevan UHB saw the largest percentage increase from baseline (+86%). Powys Teaching UHB saw the largest percentage decrease (-86%) from baseline. YCC Wales are working with colleagues, including Yellow Card Champions and MSOs, in all Health Boards to improve reporting in secondary care.

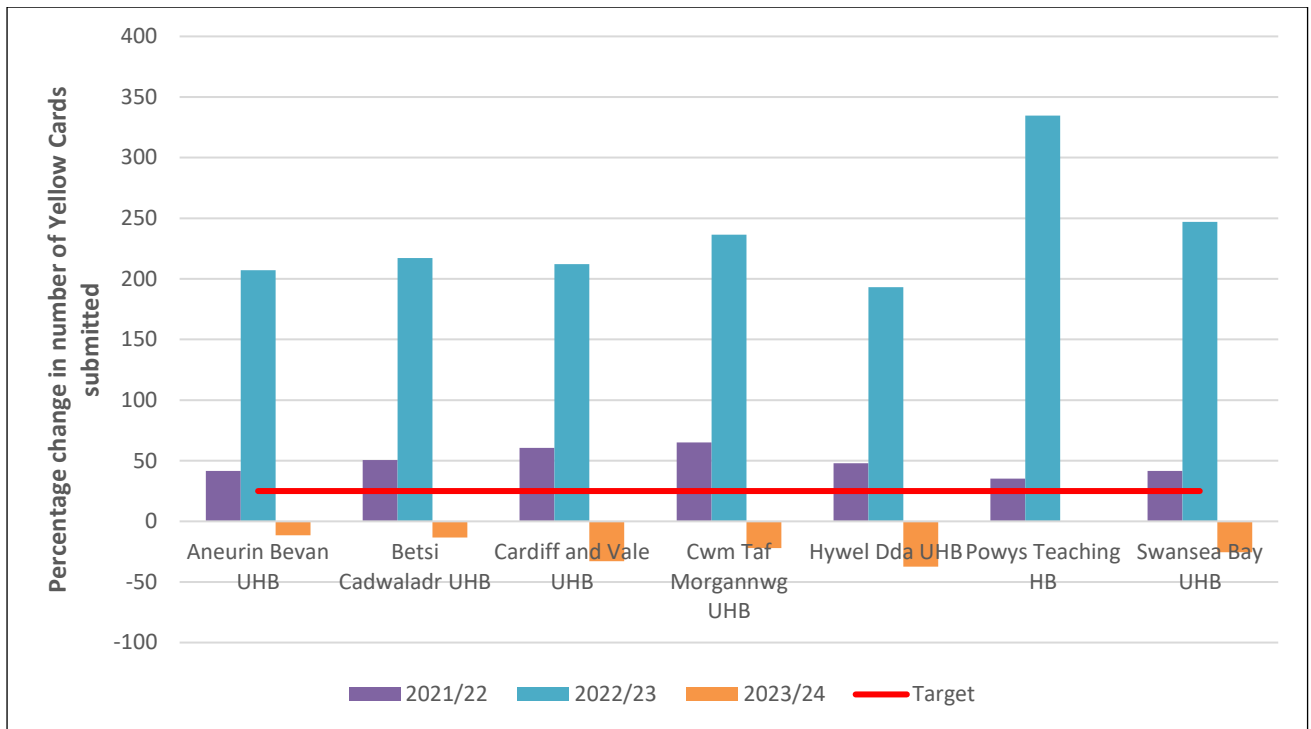


Figure 12: Performance of each Health Board against the NPI Public Target (demonstrate a 25%, or greater, increase from baseline, for Yellow Cards submitted by members of the public)

Figure 12 shows the performance of each Health Board against the target for reports from members of the public.

The performance target for each health board is to demonstrate a 25% or greater, increase from base in the number of Yellow Cards submitted by members of the public.

No health board achieved the target to increase Yellow Card reporting by 25% by members of the public. No change was seen in the number of Yellow Cards submitted by members of the public in Powys Teaching HB. Member of the public reporting rates decreased in the six other health boards. The highest percentage decrease (-37%) was seen in Hywel Dda UHB.

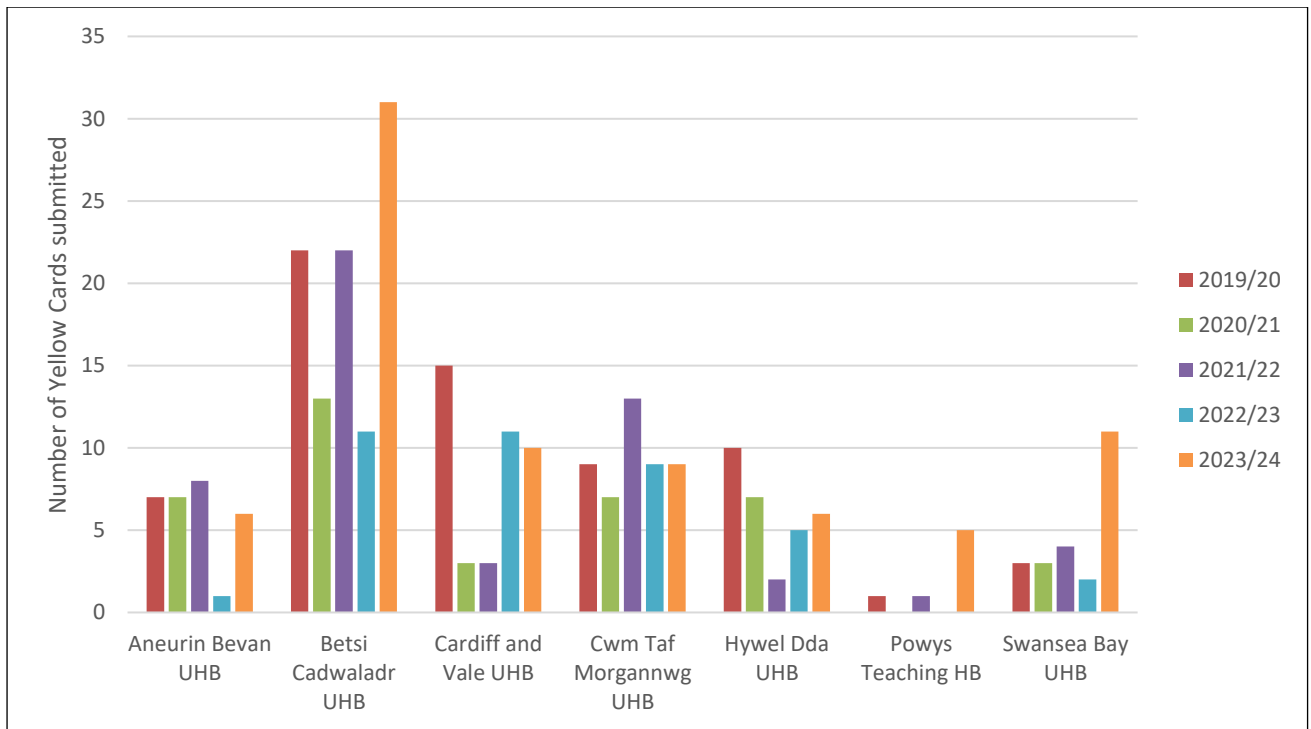


Figure 13: Number of Yellow Cards submitted by Community Pharmacy in each Health Board

Figure 13 shows the performance of each Health Board against the Community Pharmacy NPI. No target was set for the number of Yellow Cards submitted by community pharmacies. A decrease was seen in the number of reports submitted from community pharmacies in Cardiff and the Vale UHB and no change in reports was observed from Cwm Taf Morgannwg UHB. An increase was seen in the number of reports submitted from community pharmacies from all other health boards.

### 8.3 Social Media

Posts are published to encourage Yellow Card reporting amongst healthcare professionals and members of the public. In order to increase awareness of the Yellow Card scheme and encourage Yellow Card reporting amongst members of the public and healthcare professionals, YCC Wales contributed to a number of social media campaigns.

X

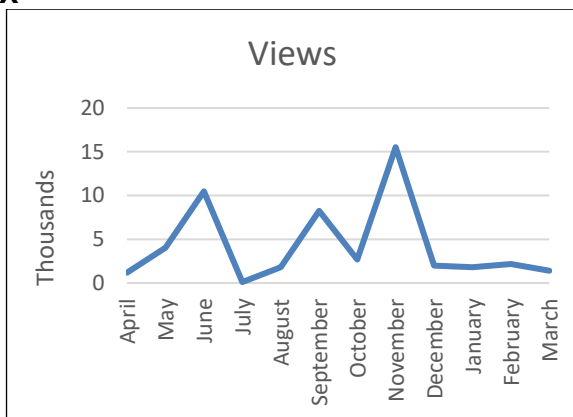


Figure 14: Number of monthly X views during 2023/24

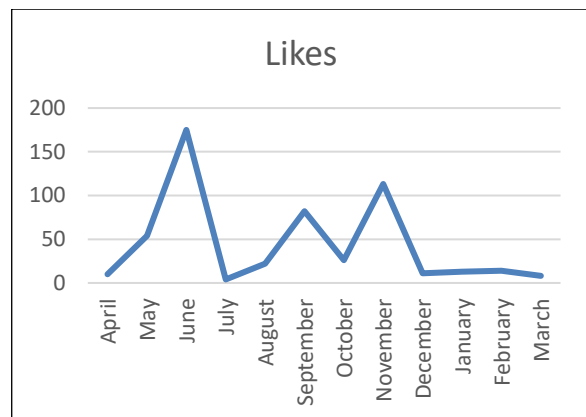


Figure 15: Number of monthly X likes during 2023/24



Figures 14 and 15 illustrate the numbers of monthly X views and likes. The months of June, September and November 2023 had higher numbers of views and likes compared with other months. These coincided with the Urdd National Eisteddfod (May/June 2023), YCC Wales “40<sup>th</sup> Anniversary” Medicines Safety Day (June 2023), World Patient Safety Day (September 2023) and #MedSafetyWeek (November 2023).

To date YCC Wales has 460 followers. It is hoped that this number will increase further over the next year.

### Facebook and Instagram

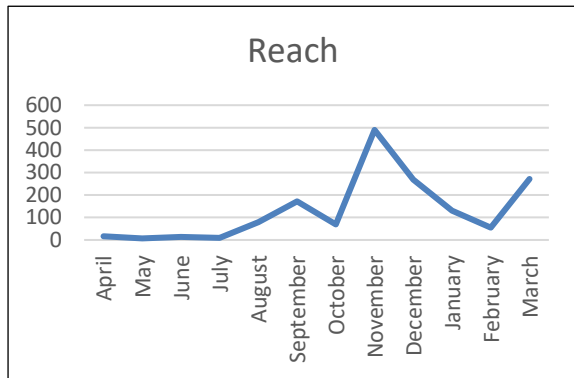


Figure 16: Monthly Facebook reach during 2023/24

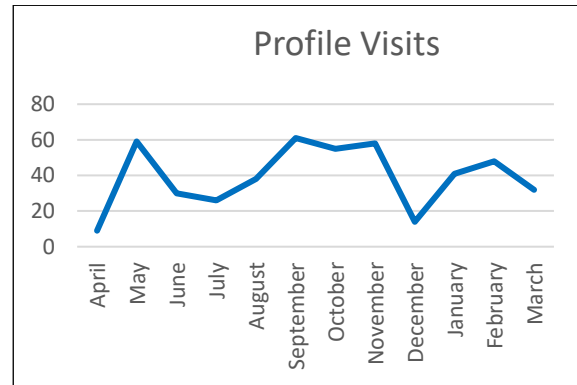


Figure 17: Number of monthly Facebook profile visits during 2023/24

As can be seen in Figures 16, peak Facebook reach was seen in September and November 2023, which coincided with World Patient Safety Day and #MedSafetyWeek.

The current Facebook page following is 141. YCC Wales are hopeful that the following will increase over the next year.

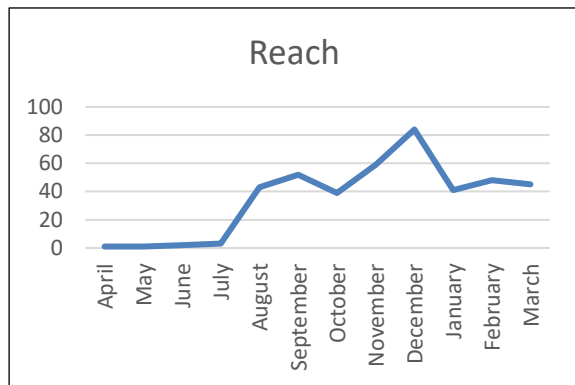


Figure 18: Monthly Instagram reach during 2023/24

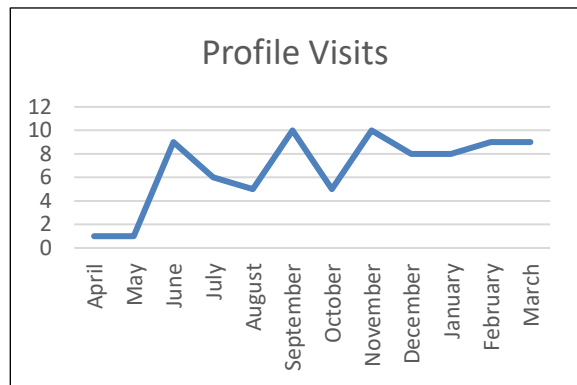


Figure 19: Number of monthly Instagram profile visits during 2023/24

YCC Wales’ Instagram page, aims to spread the word wider about the Yellow Card scheme and the importance of reporting ADRs. To date YCC Wales has 89 followers but hopes to make further use of this platform and increase their following over the next year. Peak Instagram reach was seen in November 2023, which once again coincided with #MedSafetyWeek.



## 9. CONCLUSIONS

The 2023/24 YCC Wales Annual Report highlights a significant shift in Yellow Card reporting trends in Wales, with an overall decline in submissions primarily driven by a decrease in COVID-19 vaccine-related reports. Despite this, non-COVID-related ADR reporting rates remained relatively static, demonstrating sustained vigilance in pharmacovigilance practices.

Significant progress was made in diversifying the sources of reports, with notable increases in submissions from healthcare professionals such as pharmacy assistants, nurses, and other healthcare professionals. This broadened engagement highlights the success of ongoing efforts to promote the Yellow Card scheme beyond traditional reporter groups, particularly in a challenging post-pandemic environment.

YCC Wales will continue to advertise the availability of the Yellow Card app and collaborate with Medicines Information Teams across Wales to increase reporting through the MiDatabank programme. These initiatives, alongside sustained promotional efforts, are expected to further enhance the accessibility and visibility of Yellow Card reporting.

Our strategy for 2023/24 will be to:

- Increase awareness of the Yellow Card scheme and reporting rates amongst members of the public through patient centred initiatives e.g. visits to public events throughout Wales.
- Increase awareness of the Yellow Card scheme and reporting rates amongst healthcare professionals e.g. work with Health Education and Improvement Wales to develop an educational resource
- Raise awareness of electronic reporting methods in primary and secondary care such as MiDatabank, SystemOne and the Yellow Card mobile application
- Establish formal teaching of medical and nursing undergraduates.
- Continue to raise awareness of the National Prescribing (reporting) Indicator amongst primary and secondary care organisations and provide appropriate support.
- Continue to improve communication and engagement of Yellow Card Champions and Welsh MSOs by utilising platforms for team working such as Microsoft Teams.
- Increase activity on Social Media to reach a wider audience.



## 10. ACKNOWLEDGEMENTS

YCC Wales acknowledges the contribution made by the following individuals during 2023/24 in helping us to promote and develop our current initiatives:

### Secondary Care Yellow Card Champions

Alexander Plaister, Cwm Taf Morgannwg UHB  
Alexander Reed, Aneurin Bevan UHB  
Amanda Halloway, Cwm Taf Morgannwg UHB  
Andrea Griffiths, Cardiff and Vale UHB  
Ann Pearson, Swansea Bay UHB  
Anne-Marie Montoto, Cwm Taf Morgannwg UHB  
Anwen Richards, Hywel Dda UHB  
Beth Perry, Powys THB  
Bethan Owen, Betsi Cadwaladr UHB  
Cerys Sessini HDUHB  
Charlotte Curliss, Cwm Taf Morgannwg UHB  
Christine Meader, Aneurin Bevan UHB  
Ciara Griffiths, Hywel Dda UHB  
Edward Jones, Swansea Bay UHB  
Elena Edwards, Cwm Taf Morgannwg UHB  
Ellen Crowley, Swansea Bay UHB  
Esyllt Jenkins, Cardiff and Vale UHB  
Fflur Christodoulou, Betsi Cadwaladr UHB  
Gipsy George, Cardiff and Vale UHB  
Glesni Owen, Betsi Cadwaladr UHB  
Hannah Thompson, Cwm Taf Morgannwg UHB  
Janet Thomas, Betsi Cadwaladr UHB  
Jasmine Ingram, Betsi Cadwaladr UHB  
Jennifer Bristow, Betsi Cadwaladr UHB  
Jennifer Haughey, Hywel Dda UHB  
Jo Israel, Hywel Dda UHB  
Judith Harding, Aneurin Bevan UHB  
Julius Chua, Aneurin Bevan UHB  
Karen Watkins, Aneurin Bevan UHB  
Kelly Jones, Swansea Bay UHB  
Laura Ellis-Mosley, Cwm Taf Morgannwg UHB  
Laura Humphrey, Hywel Dda UHB  
Llinos Strange, Hywel Dda UHB  
Llio Jones, Betsi Cadwaladr UHB  
Lowri Jones, Hywel Dda UHB  
Lowri Thomas, Cardiff and Vale UHB  
Megane de Wolff, Betsi Cadwaladr UHB  
Michelle Bell, Cardiff and Vale UHB  
Nia Sainsbury, Cwm Taf Morgannwg UHB  
Petra Francis, Hywel Dda UHB  
Rachel Aylward-Clark, Cwm Taf Morgannwg UHB  
Rafia Jamil, Cwm Taf Morgannwg UHB  
Rebecca Coleman, Aneurin Bevan UHB  
Rhian Jenkins, Hywel Dda UHB  
Robert Weller, Aneurin Bevan UHB  
Ruth Hull, Velindre NHS Trust  
Sean Thomas, Hywel Dda UHB

### Primary Care Yellow Card Champions

Abbie Thomas, Cwm Taf Morgannwg UHB  
Charlotte Watts, Aneurin Bevan UHB  
Christina Birkby, Aneurin Bevan UHB  
Elizabeth Hallett, Aneurin Bevan UHB  
Hywel Jones, Aneurin Bevan UHB  
Lauren Davies, Cwm Taf Morgannwg UHB  
Matt Hicks, Powys THB  
Rebecca Tomlinson, Powys THB  
Rhian Jones, Betsi Cadwaladr UHB  
Rhian Rees, Aneurin Bevan UHB  
Sally Western, Aneurin Bevan UHB  
Sarah Mahmud, Cwm Taf Morgannwg UHB  
Sarah Oliver, Cwm Taf Morgannwg UHB  
Sarah Watkins, Aneurin Bevan UHB  
Suzanne Hemming, Aneurin Bevan UHB  
Verity Morris, Cwm Taf Morgannwg UHB

### Medication Safety Officers

Angharad Pooley, Swansea Bay UHB  
Hannah Leggett, Hywel Dda UHB  
Huw Carson, Cwm Taf Morgannwg UHB  
Jenna Walker, Cardiff and Vale UHB  
Judith Green, Betsi Cadwaladr UHB  
Mo Abdelkafi, Powys Teaching HB  
Rebecca Dent, Velindre NHS Trust  
Rhian Lloyd-Evans, Aneurin Bevan UHB

### All Wales Therapeutics and Toxicology Centre

David Lewis  
Jessica Morgan  
Laura Phillips  
Laura Taylor  
Ruth Lang  
Trevor Morgan

### Welsh Medicines Advice Service - Cardiff

Diane Skillern  
Sana Junaid





**YCC Wales**

Yellow Card Centre Wales  
Canolfan Cerdyn Melyn Cymru

For further information visit:

[YCCWales.org](https://www.yccwales.org)

or e-mail:

[YCCWales@wales.nhs.uk](mailto:YCCWales@wales.nhs.uk)