



All Wales Therapeutics & Toxicology Centre  
Canolfan Therapiwteg a Thocsicoleg Cymru Gyfan

# In focus report: Gabapentin and pregabalin

**April 2026**



Care has been taken to ensure the information is accurate and complete at the time of publication. However, the All Wales Therapeutics and Toxicology Centre (AWTTC) and All Wales Medicines Strategy Group (AWMSG) do not make any guarantees to that effect. The information in this document is subject to review and may be updated or withdrawn at any time. AWTTC and AWMSG accept no liability in association with the use of its content. Information presented in this document can be reproduced using the following citation:

All Wales Therapeutics and Toxicology Centre. In focus report: Gabapentin and pregabalin. April 2026

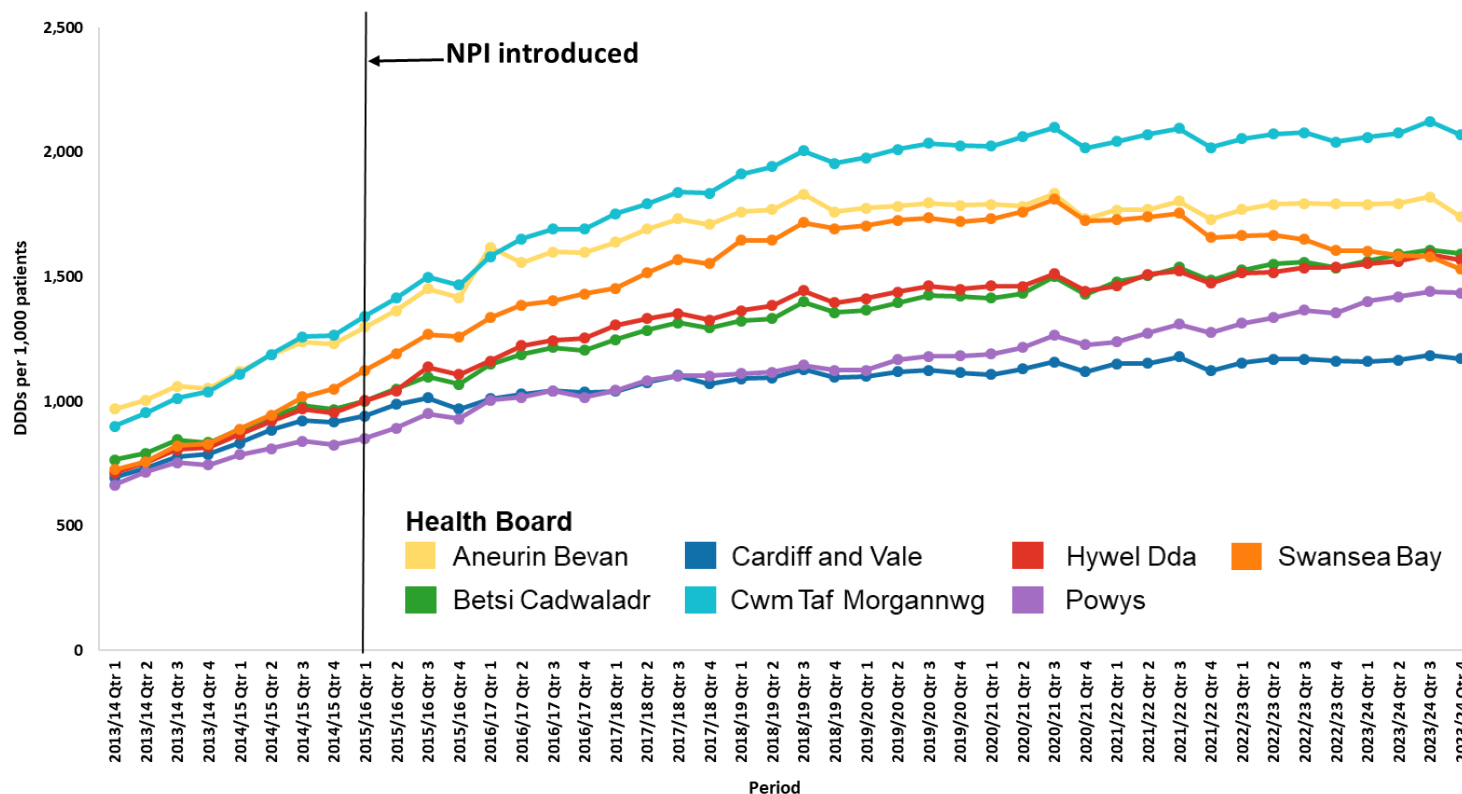
Data presented within this report are also accessible via the Server for Prescribing Information Reporting and Analysis (SPIRA) at [spira.uk/info](https://spira.uk/info).

*Copyright AWTTC 2026. All rights reserved.*

## National Prescribing Indicators (NPIs) 2023–2024: A focus on gabapentin and pregabalin

This report provides supplementary information to that contained within the [NPI quarterly reports](#) in order to provide a more detailed picture of prescribing by GP practices across Wales. NHS Wales network users can access the data used to create the graphs in this report via the interactive Server for Prescribing Information and Reporting ([SPIRA](#)) dashboards.

Following the introduction of the gabapentin and pregabalin NPI in 2016–2017, prescribing steadily increased across all health boards in Wales. However, more recently there has been a plateauing in prescribing.



There continues to be variation in prescribing when comparing GP practices and clusters across Wales, and within health boards, as demonstrated by Figures 1 and 2.

[Figure 1](#) shows GP practice performance from Q4 2021 to Q4 2023. The box and whisker plots show the median and quartiles for each health board. A trend line indicating the mean is also included.

[Figure 2](#) shows the trend line for every cluster from Q4 2021 to Q4 2023.

The target is for GP practices to maintain performance levels within the lower quartile (threshold: 1,183 DDDs<sup>1</sup> per 1,000 patients), or show a reduction towards the quartile below.

[Figure 3](#) highlights the percentage of practices below the threshold (performing within the lower quartile), moving towards the threshold and moving away from the threshold.

[Figure 4](#) highlights the percentage of practices that met the target (maintain performance levels within the lower quartile, or show a reduction towards the quartile below), by health board.

[Figure 5](#) separates out gabapentin and pregabalin prescribing, by health board.

---

<sup>1</sup> **DDD** – The defined daily dose (DDD), developed by the World Health Organization, is a unit of measurement whereby each medicine is assigned a value within its recognised dosage range. The value is the assumed average maintenance dose per day for a medicine when used for its main indication in adults. A medicine can have different DDDs depending on the route of administration.

**Figure 1. Box and Whisker plot – Gabapentin and pregabalin DDDs per 1,000 patients from Q4 2022 to Q4 2024**

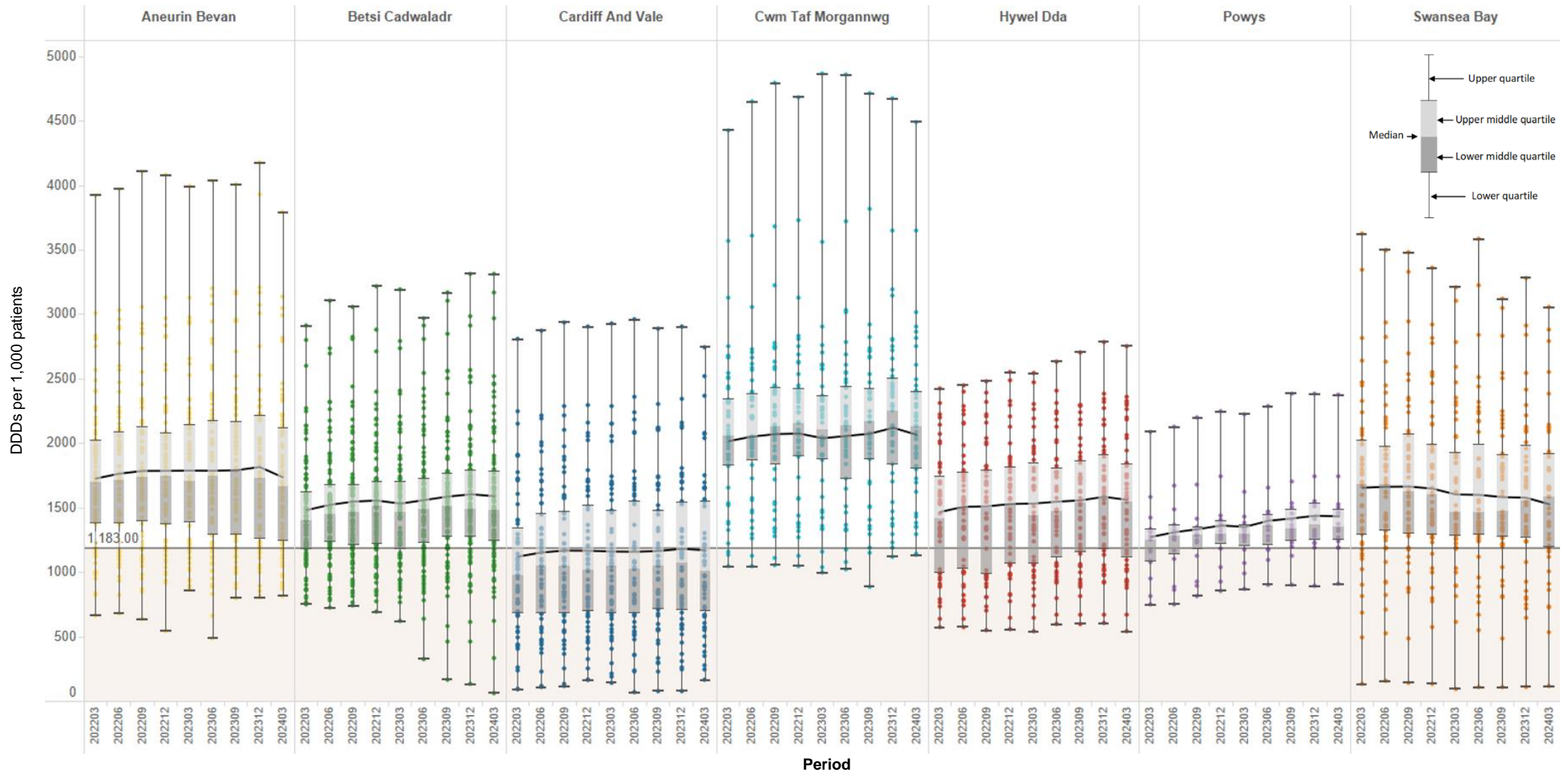


Figure 2. Trend in gabapentin and pregabalin prescribing by cluster from Q4 2022 to Q4 2024



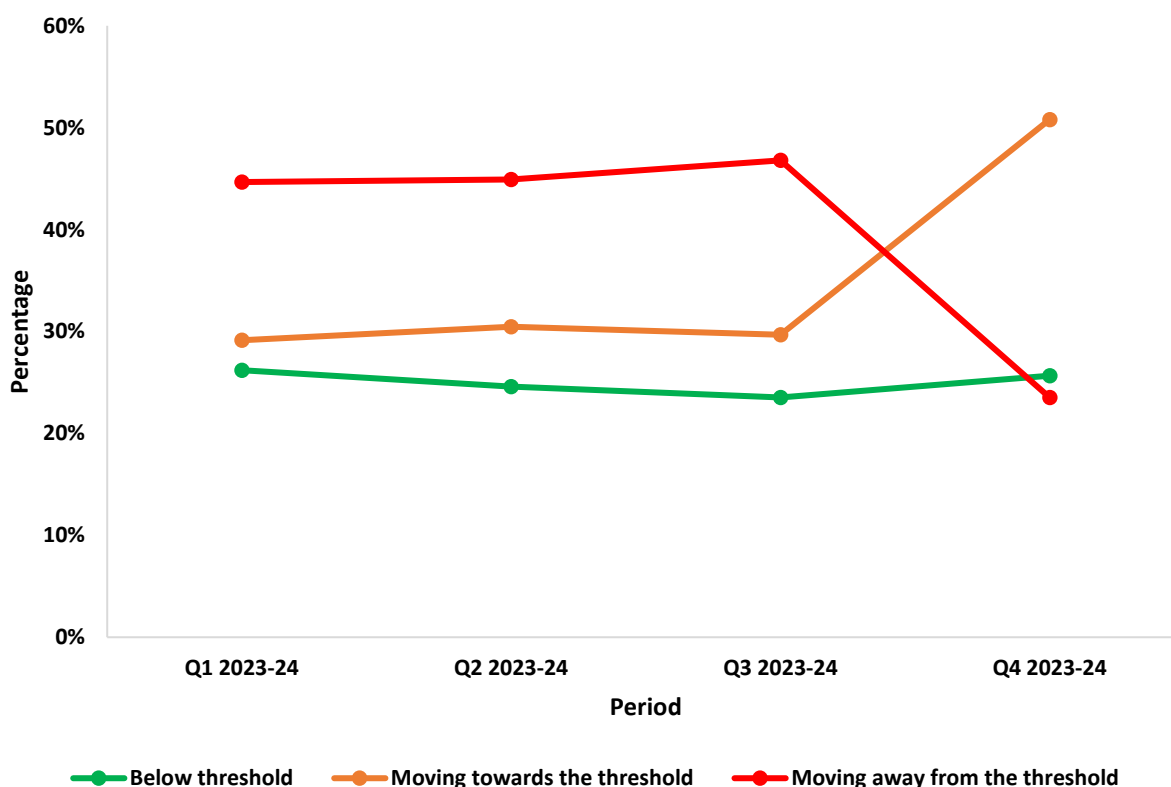
## Threshold achievement

The target is for GP practices to maintain performance levels within the lower quartile, or show a reduction towards the lower quartile. A threshold is set at the prescribing rate of the best performing 25% of GP practices in Wales. For 2023–2024, the threshold for the lower quartile (based on data from the quarter ending December 2022) is 1,183 DDDs per 1,000 patients.

Figure 3 shows the percentage of practices:

- Below the threshold (practice mean gabapentin and pregabalin prescribing is equal to or less than 1,183 DDDs per 1,000 patients for that quarter).
- Moving towards the threshold (practice mean gabapentin and pregabalin prescribing is greater than 1,183 DDDs per 1,000 patients but has decreased compared to the previous quarter).
- Moving away from the threshold (practice mean gabapentin and pregabalin prescribing is greater than 1,183 DDDs per 1,000 patients and has increased compared to the previous quarter).

**Figure 3. Trend in percentage of practices that are below, moving towards, and moving away from the lower quartile threshold**



## Target achievement

Practices are able to meet the target by maintaining prescribing at or below the threshold, or by demonstrating a reduction in prescribing and therefore moving towards the lower quartile. Figure 4 shows the percentage of practices within the health board that are meeting the target.

**Figure 4. Trend in percentage of practices that met the target, by health board**

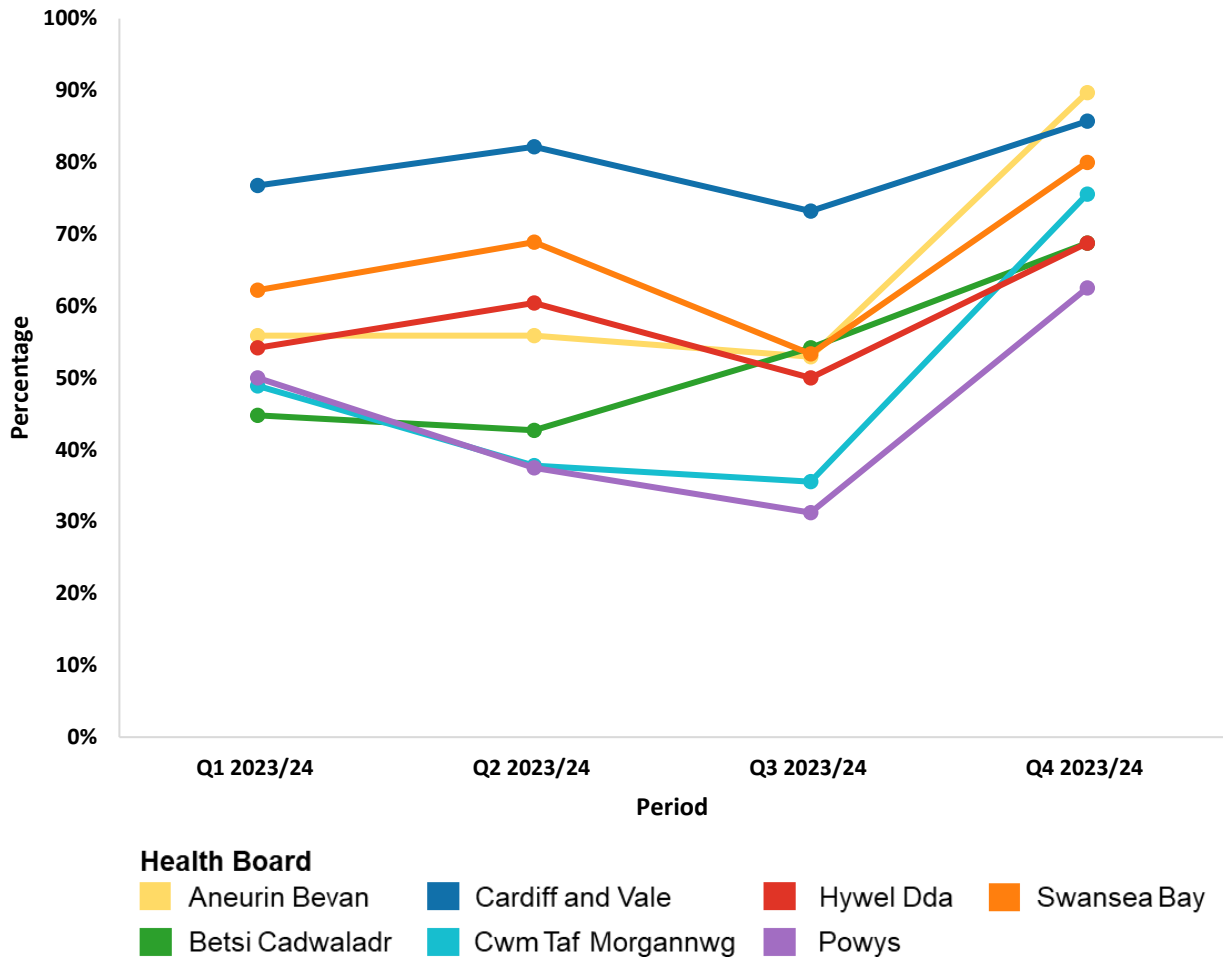


Figure 5. Trend in prescribing of gabapentin and pregabalin, by health board

