

All Wales Adult Asthma Management and Prescribing Guideline

Share your feedback on this resource
by completing our short survey:

[Click Here](#)



February 2024

August 2025 – Updated guideline in line with national guidance
published by NICE/SIGN/BTS

This document has been prepared by the Respiratory Health Implementation Group, and has subsequently been endorsed by the All Wales Medicines Strategy Group (AWMSG)

AWMSG has only endorsed the guideline content. AWMSG has not endorsed the mobile technology application (app) referred to within the document as this falls outside their remit. The responsibility to ensure all regulatory requirements have been investigated in the development of the app, and continue to be adhered to, remains with the app owner.

Please direct any queries to AWTTTC:

All Wales Therapeutics and Toxicology Centre
The Routledge Academic Centre
University Hospital Llandough
Penlan Road
Llandough
Vale of Glamorgan
CF64 2XX

awttc@wales.nhs.uk

029 218 26900

The information in this document is intended to help healthcare providers make an informed decision. This document should not be used as a substitute for professional medical advice and although care has been taken to ensure the information is accurate and complete at the time of publication, the All Wales Therapeutics and Toxicology Centre (AWTTTC) and All Wales Medicines Strategy Group (AWMSG) do not make any guarantees to that effect. The information in this document is subject to review and may be updated or withdrawn at any time. AWTTTC and AWMSG accept no liability in association with the use of its content. Information presented in this document can be reproduced using the following citation:

All Wales Medicines Strategy Group, Respiratory Health Implementation Group. All Wales Adult Asthma Management and Prescribing Guideline. February 2024 (Updated August 2025).

Copyright AWTTTC 2025. All rights reserved.



Grŵp Strategaeth Meddyginiaethau Cymru Gyfan
All Wales Medicines Strategy Group



All Wales Adult Asthma Management and Prescribing Guideline



Find out more about this guideline
<http://qrinfo.icst.org.uk/adult-asthma-guideline-wales-supporting-notes>

CORE PRINCIPLES

- Perform objective tests to confirm a suspected diagnosis of asthma in keeping with NICE guidelines 2024. An elevated blood eosinophil count or FeNO > 50bbp would be diagnostic of asthma with a supportive clinical history
- All patients should be treated with an inhaled corticosteroid (ICS)
- The **preferred regimen** is a regular ICS/formoterol containing inhaler, with as-needed doses of the same inhaler taken in response to symptoms (maintenance and reliever therapy, or MART)
- In mild asthma with infrequent symptoms, ICS/formoterol can now be used on an **if and when needed basis** (PRN), without regular maintenance dosing. This anti-inflammatory reliever (AIR) approach reduces the risk of exacerbations and unscheduled healthcare attendances compared with daily ICS and PRN SABA
- An alternative regime is provided in the supporting notes for established patients with stable asthma, good adherence, infrequent use of SABA (<3/year) and no exacerbations in the last year. If poor control is identified patients should be switched to the preferred regimen
- Ensure asthma action plan is updated [Asthmahub](#)

INHALER PRINCIPLES

- Choice of inhaler is based on patient's preference and technique (use in-check device to assess inspiratory effort)
- Whenever possible choose a device with low global warming potential (GWP) rather than those with high GWP
- If more than one inhaler is prescribed ensure these have the same technique (i.e. do not mix DPIs and MDIs)
- ICS and long-acting beta₂ agonists (LABA) **MUST** be prescribed as a combination product to obviate the risk of patients taking LABA monotherapy (associated with increased risk of mortality)
- MDIs should be used with a spacer device
- Prescribe by brand and specify device (e.g. Fostair NEXThaler)
- At step 3, Fostair, Bibeco and Luforbec are unlicensed options. See page 7 of the supporting notes for further information.

*ASTHMA CONTROL

- Uncontrolled asthma: any exacerbation requiring oral corticosteroids or frequent regular symptoms (use of reliever 3 or more times a week or nocturnal waking once or more a week)
- Before stepping up therapy confirm symptoms are due to asthma and address inhaler technique, adherence, co-morbidity smoking and triggers
- Consider stepping down treatment if good control for 3 months
- Use a validated symptom questionnaire (e.g. ACT, ACQ at any asthma review)

EXACERBATION/EMERGENCY TREATMENT (AIR/MART)

- Administer up to 6 doses of ICS/Formoterol at one minute intervals. Do not go back to SABA therapy.
- If symptoms persist, seek urgent medical advice

Find out more here

Asthmahub

Get your patients to download the AsthmaHub App



Publication date: August 2025
Review date: August 2026

STEP 1: MILD ASTHMA

Start pathway here if mild, infrequent symptoms (<4-5 days/week)

STEP 2: PERSISTENT ASTHMA

Start pathway here if symptoms most days or waking with asthma ≥1/week

STEP 3: ONGOING POOR CONTROL

Uncontrolled*, despite good adherence to low dose ICS/LABA

STEP 4: ADD-ON THERAPIES

Uncontrolled*, despite good adherence to moderate dose ICS/LABA

STEP 5: REFERRAL

Asthma regimen in keeping with NICE NG245 - Maintenance and Reliever Therapy (MART) - Patients use the same anti-inflammatory ICS/Formoterol inhaler for maintenance (BD) and reliever (PRN) doses

AIR/ As needed low dose ICS/ Formoterol reliever

Maintenance doses - None
Reliever doses - PRN

MART low dose ICS/ Formoterol

Maintenance doses - 1 dose BD
Reliever doses - PRN

MART moderate dose ICS/ Formoterol

Maintenance doses - 2 doses BD
Reliever doses - PRN

Add on LAMA and/or LTRA

Check blood eosinophil level and FeNO if available

DPI

LICENSED OPTIONS INCLUDE



The use of as needed Fostair is supported by NICE NG245 (off label)

LICENSED OPTIONS INCLUDE



Other bioequivalent products may be considered

LICENSED OPTIONS INCLUDE



Other bioequivalent products may be considered

FeNO or blood eosinophil raised? Yes Refer

No

Consider an add-on trial of LAMA or LTRA for 8-12 weeks.

LICENSED OPTIONS INCLUDE



OR

Montelukast 10mg at night

(Follow the MHRA safety advice about the risk of neuropsychiatric reactions in people taking montelukast)

Refer to secondary care for investigation of ongoing symptoms, asthma phenotyping and consideration of biological therapy

INDICATIONS FOR REFERRAL:

- Diagnostic uncertainty
- Complex comorbidity
- Suspected occupational asthma
- Poor control following treatment at Step 4
- ≥2 courses of oral steroids/ year

MDI

The use of as needed Fostair, Bibeco and Luforbec is supported by NICE NG245 (off label)

DO NOT prescribe Short acting bronchodilator (SABA) monotherapy

LICENSED OPTIONS INCLUDE:



Other bioequivalent products may be considered

OPTIONS INCLUDE (OFF LABEL):



Other bioequivalent products may be considered

REVIEW BENEFIT AFTER 8-12 WEEKS

- If benefit - continue
- If benefit but control still inadequate - trial alternative medicine in addition
- If no benefit - switch to a trial of the alternative medicine
- If no benefit to either option - refer

DID YOU KNOW?

NHS Wales has set a target to reduce the proportion of high global warming potential (GWP) inhalers from more than 70% to less than 20% by 2025

PRESCRIBE A DPI PREFERENTIALLY UNLESS THE PATIENT CANNOT USE ONE

Learn more here



Existing Patients

Change all patients currently prescribed short acting bronchodilator monotherapy to as needed low dose ICS/formoterol

Change to MART low dose if uncontrolled on regular low dose ICS or ICS/LABA.

If on additional therapy (LAMA/ montelukast) decision whether to stop or continue additional therapy will be based on benefit when initially started

Change to MART moderate dose if uncontrolled on regular moderate dose ICS or ICS/LABA.

If on additional therapy (LAMA/ montelukast) decision whether to stop or continue additional therapy will be based on benefit when initially started

Refer to secondary care if uncontrolled on high dose ICS/LABA

Consider switching to moderate dose MART if good control

All Wales Adult Asthma Diagnosis and Management Guidelines

Supporting notes



THE ALL WALES ASTHMA DIAGNOSIS GUIDELINE

allwales.icst.org.uk/guidelines/all-wales-adult-asthma-diagnostic-guidelines/

THE ALL WALES ASTHMA MANAGEMENT & PRESCRIBING GUIDELINE

allwales.icst.org.uk/guidelines/all-wales-adult-asthma-management-guidelines/

FOREWORD FROM THE NATIONAL ASTHMA CLINICAL LEAD



The diagnosis and management of asthma is complicated by many factors. Objective investigations are key in ensuring an accurate diagnosis but are not available in all healthcare settings. Poor concordance with medication is common. Co-morbidity causing breathlessness is common and may complicate asthma.

Originally published in August 2020, the All Wales asthma guideline aimed to improve asthma outcomes and reduce variation in inhaler prescribing in the management of adult asthma. It was based on recommendations from the British Thoracic Society (BTS), National Institute for Health and Care Excellence (NICE) and Global Initiative for Asthma (GINA).

The 2021 update encouraged consideration of the NHS Wales decarbonisation agenda. The 2024 update was in keeping with the Global Initiative for Asthma approach in recommending anti-inflammatory reliever therapy as the preferred regimen for managing mild-moderate asthma. This followed ICS/ formoterol being approved as a reliever therapy, in addition to its pre-existing license as a preventer or MART therapy, in the spring of 2023.

In November 2024 the National Institute for Care Excellence (NICE) published its latest asthma guidelines (NICE NG245). The current iteration of the All Wales guidelines has been updated to reflect this guideline and to promote anti-inflammatory reliever therapy as the recommended way of managing asthma.

When implemented this approach will improve asthma care; reducing reliance on short acting bronchodilators, reducing the risk of asthma exacerbations and improving the respiratory carbon footprint of the NHS.

I hope that the 2025 update is embraced by healthcare professionals in Wales and encourage anyone who would like further support to seek out their local respiratory specialists in order to apply this guideline to practice.

Dr Katie Pink

Consultant Respiratory Physician
National Adult Asthma Clinical Lead, NHS Wales

ACKNOWLEDGEMENTS



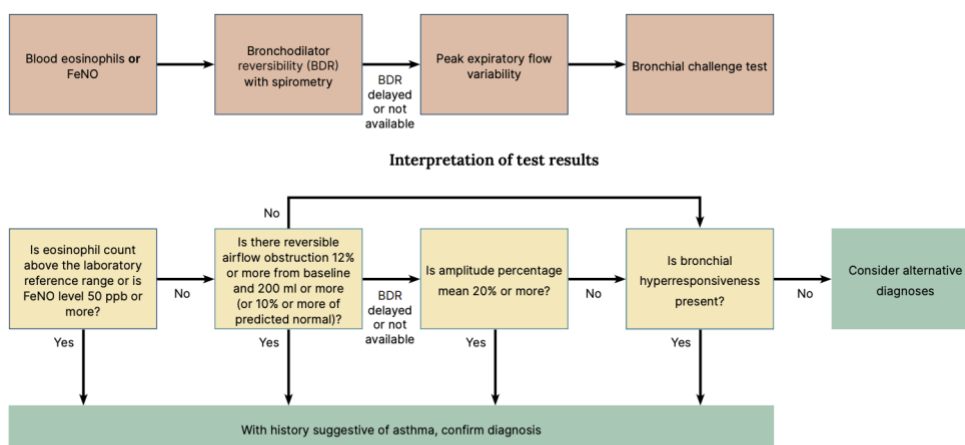
Thank you to the Respiratory Health Implementation Group (RHIG), the wider network of Adult Asthma clinicians who have contributed towards these guidelines, and for all the support to disseminate these guidelines to GP practices and community pharmacies across NHS Wales

DIAGNOSIS

The diagnosis of asthma is a clinical diagnosis supported by tests of airway hyper-responsiveness and airway inflammation. The need for objective tests to confirm suspected asthma has been highlighted in NICE NG245 and this is the diagnostic pathway that should be followed for patients in Wales¹. A diagnosis of suspected asthma should be coded until objective tests are confirmed.

If an individual has a clinical history suggestive of asthma the algorithm below shows the order in which diagnostic tests should be performed. Further information is available in NICE NG245¹.

Algorithm 1: From NICE NG245, the updated algorithm for the diagnosis of asthma



NICE National Institute for Health and Care Excellence



© BTS, NICE and SIGN 2024. All rights reserved. Last updated November 2024. BTS ISBN: 978-1-917619-26-4. NICE ISBN: 978-1-4731-6637-0. SIGN ISBN: 978-1-909103-95-5.

© BTS, NICE and SIGN 2024. Algorithm A: Objective tests for diagnosing asthma in adults and young people (aged over 16 years) with a history suggesting asthma.

Available from: www.nice.org.uk/guidance/ng245/resources/bts-nice-and-sign-algorithm-a-summary-of-objective-tests-for-diagnosing-asthma-pdf-13556516365 All rights reserved. Subject to Notice of rights.

NICE guidance is prepared for the National Health Service in England. All NICE guidance is subject to regular review and may be updated or withdrawn. NICE accepts no responsibility for the use of its content in this product/publication.

This publication reflects NICE guidance that was accurate at the time of release (November 2024).

It should be usual practice to perform objective testing prior to starting therapy for asthma. FeNO levels will be reduced by inhaled corticosteroids and the results are more likely to be normal. If inhalers have already been prescribed, these will also need to be withheld prior to performing bronchodilator reversibility testing. Most inhaled corticosteroid/long-acting beta₂ agonists (ICS/LABAs) will need to be withheld for >12h however once daily preparations (e.g. Relvar) will need to be withheld for >24h. Short acting beta₂ agonists (SABAs) need to be withheld for >4h and long acting anti-muscarinic agents (LAMAs) for >36h.

GENERAL PRINCIPLES OF MANAGEMENT



The aims of asthma management are to achieve good symptom control and to minimise the future risk of asthma exacerbations, mortality, persistent airflow obstruction and side effects of treatment.

Asthma is an inflammatory condition and recent guidelines (NICE NG245¹, GINA 2024²) have highlighted the need to treat all individuals with asthma with inhaled corticosteroids. The practice of using a short acting bronchodilator (SABA) as monotherapy is outdated and reports such as the National Review of Asthma Deaths (NRAD)³ have highlighted the potential dangers of this practice with underuse of inhaled corticosteroids and over reliance on beta-agonists a contributory factor in a number of deaths. NICE guidelines explicitly state that short acting bronchodilator monotherapy must not be prescribed in asthma.

For individuals with **mild, intermittent** asthma there is now good evidence for the use of ICS/ formoterol on an 'if and when required' (PRN) basis in response to symptoms (no need for maintenance therapy). This is referred to as anti-inflammatory reliever therapy (AIR). The evidence supporting this approach is with low dose budesonide-formoterol and a number of inhaler devices now have a license for use in this way. Other ICS-formoterol preparations have not been studied but the use of beclomethasone-formoterol is supported in guidelines (NICE NG245, GINA 2025). Anti-inflammatory reliever therapy is now the preferred option for individuals with mild asthma (defined as symptoms less than 4-5 days per week). In trials, low dose ICS/ formoterol taken on a PRN basis resulted in a two-thirds reduction in asthma exacerbations compared to SABA alone⁴. In addition, use of PRN low dose ICS/formoterol resulted in a reduction in emergency department visits and hospitalisations compared to regular ICS^{5,6}.

The use of PRN ICS/formoterol in this way allows patients to titrate the dose of inhaler to their symptoms. In this way more is used when symptoms are worse (for example during an upper respiratory tract infection or high pollen counts), and less when symptoms are well controlled. It is important patients do not revert back to their SABA inhaler during exacerbations as this is when the anti-inflammatory effect of the ICS/formoterol is most beneficial. Studies have shown an improvement in asthma outcomes and an overall reduction in the average daily dose of ICS with this approach⁵.

For individuals with **persistent** asthma the use of a regular, maintenance formoterol containing ICS/ LABA with the same inhaler used as a reliever is the preferred option. This maintenance and reliever therapy (MART) approach has been shown to reduce exacerbations compared to conventional asthma treatments (see later section on MART)⁷.

It is recognised that the switch to anti-inflammatory reliever medication and a move away from short acting bronchodilator therapy represents a significant change from older asthma guidelines. The UK is late to this approach with it already being used widely throughout Europe and New Zealand. The evidence is now clear that this approach is better for patients with a reduction in asthma exacerbations and risk of hospitalisation. It is anticipated that some patients will find the switch difficult and will need a clear explanation of the benefits.

An alternative (more traditional) regimen is provided in these supporting notes. For those patients who are very stable on their current preventer inhalers with good adherence, no exacerbations and rare use of SABA (<3 SABA inhalers a year) there is no need to change management. If patients are poorly controlled or experience exacerbations on the traditional regimen they should be switched to the preferred regimen. This will usually be done at the same treatment step, but in very poor control a step up may be required.

If a well controlled patient wishes to switch to the preferred regimen (e.g. for simplicity of single inhaler) they can be switched at the same treatment step.

ASTHMA CONTROL



An objective measure of asthma control and risk of adverse outcomes should be recorded during each consultation. This would usually include a symptom score, such as the 'asthma control test' [ACT] or the Royal College of Physicians [RCP] 'three questions', an assessment of exacerbation risk based on ICS adherence, reliever use, and any requirement for oral steroids. If possible a FeNO test should be checked when asthma is poorly controlled. If it is raised this may indicate poor adherence to treatment or the need for an increased dose of inhaled corticosteroid.

Reliever inhalers should not be required more than twice per week. This is particularly relevant for patients using SABA reliever therapy. The risk of severe exacerbations and mortality increases incrementally with higher SABA use, independent of treatment step. Prescribing three or more 200 dose SABA inhalers per year is associated with an increased risk of severe exacerbations and mortality, and reflects very poorly controlled asthma².

For those patients using anti-inflammatory reliever therapy (or MART) each extra dose taken provides additional controller medication and hence helps to prevent exacerbations. The cut off of >2 doses of reliever therapy a week indicating poor control does not therefore apply for the preferred regimen. The average frequency of reliever doses of ICS/formoterol over a 4 week period should be considered. If persistent rescue doses beyond the maintenance dose are required (as a guide >7 per week), this should be considered when reviewing the necessary maintenance dose and need for add on therapy⁸.

LEVELS OF ASTHMA CONTROL AND EXACERBATION RISKS⁵

Assessment of current clinical control (over last 4 weeks)			
Characteristic	Completely Controlled	Partly Controlled	Uncontrolled
Daytime symptoms more than twice per week	None of these	1-2 of these	3-4 of these
Limitation on activities			
Nocturnal symptoms/awakening			
SABA reliever more than twice per week (if on traditional regimen)			
Asthma Control Test	21-25 well controlled	16-20 poorly controlled	0-15 very poorly controlled
Additional risk factors for future exacerbation			
Previous exacerbation/asthma attack	Especially within last 12 months, intubation/intensive care admission (ever)		
Medication adherence	Increased risk if poor ICS adherence (<80%), poor inhaler technique, and high SABA use (increased risk of exacerbation if ≥3 SABA/year and mortality if >1 SABA inhaler/month)		
Lung function (Peak flow or FEV ₁)	Increased risk if reduced lung function, especially if <60% predicted		
Co-morbidities	Smoking, obesity, gastro-oesophageal reflux disease, pregnancy, chronic rhino-sinusitis, anxiety, depression, confirmed food allergy, socioeconomic problems		
Type 2 inflammatory biomarkers	Higher eosinophils and FeNO		

DEVICE SELECTION



Always involve the patient when choosing the device. Take into account individual preference, ease at which the device can be used and prior success or failure with different preparations, as well as the environmental impact of the inhaler. Ensure continuity of device for individual patients so that only one inhaler technique is required. Whenever possible do not mix Metered Dose Inhalers (MDIs) and Dry Powder Inhalers (DPIs) as they require radically different inhaler techniques (slow and gentle vs forceful and deep). Current (poor) practice is that many patients are prescribed MDI SABA reliever despite being on a DPI preventer. This should be addressed by switching patients to the anti-inflammatory reliever regimen.

A [patient decision aid](#) has been produced by NICE which may be useful in guiding device selection⁹. MDIs currently have a higher carbon footprint than dry powder devices and NICE guidelines recommend that inhalers with low global-warming potential should be used when they are likely to be equally effective¹. MDIs currently contribute an estimated 3.5% of the carbon footprint of the NHS. MDIs comprise 70% of all inhalers prescribed in the UK, but only 14% in Sweden. The default option should be to prescribe a DPI, unless a patient has a better technique, or prefers, an MDI. Patients should also be encouraged to use any locally available inhaler recycling and recovery schemes. Patients should be encouraged to return empty or unused inhalers to their community pharmacy. Consider prescribing a device with an integral dose counter (all of the options on the All Wales guidelines have this).

Ventolin (salbutamol) MDI has been omitted from the guidelines as it is an MDI with a very high carbon footprint (>25 kg CO₂e per inhaler). Salamol in comparison has a lower carbon footprint (<10 kg CO₂e per inhaler) although is still classed as a high global warming potential inhaler in comparison to DPIs. DPIs require inspiratory flow rates of 30-90 l/min. The In-Check DIAL device or training whistles can be used to check patients can achieve this. MDIs should be used with a spacer device (Aerochamber flow-vu or Volumatic) to improve technique and lung deposition. The Flo-Tone device is also useful to optimise MDI technique. It is important to teach patients that they need to wait 30 seconds between activations of their MDI devices to allow time for the canister to recharge before administering a second dose.

Full instruction on the inhaler technique for specific devices can be found on the Right-Breathe app or asthma UK website, www.asthma.org.uk/advice/inhaler-videos. The NHS AsthmaHub app contains educational videos on inhaler technique (www.healthhub.wales/asthmahub/).

Inhaled corticosteroids and long-acting bronchodilators MUST be prescribed as a combination product to obviate the risk of patients inadvertently taking the LABA as mono-therapy, which has been associated with increased risk of mortality. All inhalers should also be prescribed by brand to prevent the wrong inhaler device being inadvertently issued by the pharmacy.

The costs of the inhaler devices have not been included on the guidelines as these are prone to changes over time. As stated previously the most important factor in choosing an inhaler is selecting a device the patient is able to and is willing to use. Where there is a choice of inhalers the most environmentally sustainable items are preferred. It should be considered that some inhalers only contain 60 doses which impacts their sustainability. An increasing number of bioequivalent inhalers are coming to market. These can be considered but will involve a face to face review with the patient to explain differences in how to use the device.

STEPPING UP THERAPY



It is important to check and address factors known to be associated with poor asthma control at every opportunity including when considering a step up in treatment. The following factors should be considered:

- Diagnosis - is there good evidence for the asthma diagnosis?
- Inhaler technique
- Adherence with asthma medication. This can be checked by an open conversation with the patient - it is important to be non-judgemental and explore barriers to adherence with medication (e.g. dislike of device, side effects, chaotic lifestyle). The prescription 'fill rate' should be reviewed (i.e. the actual number of preventative inhalers collected [issued] in a 12 month period compared with the number that should have been collected [issued]). This is a surrogate measure of adherence and can prompt a conversation with a patient.
- Smoking status (including vaping and passive smoking) and referral to smoking cessation services
- Triggers and trigger avoidance (including occupation, air pollution, seasonal factors)
- Co-morbid conditions – e.g. weight management, obstructive sleep apnoea, dysfunctional breathing pattern, rhinitis
- Psychosocial factors – e.g. anxiety, depression and social networks
- If FeNO testing is available this can help identify uncontrolled airway inflammation and support step up therapy decisions, particularly at step 4. A blood eosinophil count can also be used (see section on add on therapies)

Asthma control should be re-assessed within 3 months of a change in therapy¹.

ANTI-INFLAMMATORY RELIEVER THERAPY



A number of inhaler devices are now licensed for use as anti-inflammatory reliever therapy and are shown on the guidelines (Symbicort 200/6, Duoresp 160/4.5, Fobumix 160/4.5, Wockair 160/4.5). The licensed devices are all dry powder devices. The use of other inhalers in this way (Fostair 100/6, Lurfobec 100/6, Bibecfo 100/6) are off label (or unlicensed) but their use is supported where a MDi device is required by both these guidelines as well as NICE NG245 and GINA 2025.

MAINTENANCE AND RELIEVER THERAPY (MART)

A number of combination inhalers are licensed for use in a variable dosing regime termed MART (Maintenance And Reliever Therapy). These include Fostair 100/6 MDI and NEXThaler, Lufobec 100/6 MDi, Bibecfo 100/6 MDI, Symbicort 200/6 Turbohaler, Fobumix 160/4.5, DuoResp Spiromax 160/4.5, and Wockair 160/4.5. The higher strength preparations are not licensed for this use.

The patient should take twice daily maintenance therapy and then also use the same product and device as a reliever medication if required. This enables the amount of inhaled steroid to be titrated against symptoms. Do not prescribe a separate reliever inhaler if a patient is on this regime. MART regimes can help overcome poor adherence with ICS inhalers and historic over reliance on beta₂ agonist reliever therapy as well as reducing exacerbation frequency.

LICENSED MART INHALERS

DuoResp Spiromax MART	160/4.5 – Either 1 dose twice daily plus PRN or 2 doses twice daily plus PRN	Max. daily dose 12 doses *
Fobumix Easyhaler MART	160/4.5 – Either 1 dose twice daily plus PRN or 2 doses twice daily plus PRN	Max. daily dose 12 doses *
Fostair NEXThaler or MDI MART	100/6 – 1 dose twice daily plus PRN	Max. daily dose 8 doses
Lufobec MDI MART	100/6 – 1 dose twice daily plus PRN	Max. daily dose 8 doses
Bibecfo MDI MART	100/6 – 1 dose twice daily plus PRN	Max. daily dose 8 doses
Symbicort Turbohaler MART	200/6 – Either 1 dose twice daily plus PRN or 2 doses twice daily plus PRN	Max. daily dose 12 doses *
Wockair MART	160/4.5 – Either 1 dose twice daily plus PRN or 2 doses twice daily plus PRN	Max. daily dose 12 doses *

The maximum recommended number of doses of an inhaler differs depending on which inhaler is used as part of the MART regime.

* With DuoResp Spiromax, Fobumix Easyhaler, Symbicort Turbohaler and Wockair it is recognised that a total daily dose of more than 8 doses is not normally needed, however a total daily dose of up to 12 doses could be used for a limited period (usually 2-3 days).

If a patient is deteriorating or has failed to respond to an increase in as-needed doses of ICS/ formoterol over 2-3 days they should seek medical advice and may need treatment for an exacerbation. If a patient is needing more than 12 puffs in a 24hr period they should seek urgent (same day) medical advice.

As a guide 2-7 doses of PRN inhaler use a week is acceptable. If an individual persistently requires more than 7 doses the reason for this should be established and may need their maintenance therapy stepped up⁸. Always check inhaler technique, comorbidity and consider alternate causes of breathlessness prior to stepping up therapy.

If less than 2 doses are regularly required consider whether the maintenance dose can be stepped down⁸.

Fostair, Lufobec and Bibecfo are only licensed at a dose of 1 dose twice daily plus PRN. They have been included as an off label option at step 3 (2 doses twice daily plus PRN) in order to allow a MDI option for those who need this, whilst still receiving the benefits of anti-inflammatory reliever therapy. The total maximum daily dose is unchanged (8 doses). Further information on the use of unlicensed and off label medication can be found on the All Wales Therapeutics and Toxicology Centre website [Understanding unlicensed medicines - All Wales Therapeutics and Toxicology Centre](#) (nhs.wales)

ADD-ON THERAPIES



If an individual has poorly controlled asthma despite good adherence with moderate dose MART therapy it is now recommended to check a FeNO level (if available) and blood eosinophil count. If either of these are elevated (FeNO >50ppb) referral is recommended¹.

If neither are elevated (or if community FeNO is not available) then a trial of either a leukotriene receptor antagonist (LTRA, Montelukast) or a long acting anti muscarinic (LAMA) is suggested. These should be trialed for 8-12 weeks and stopped if ineffective.

If control improves but remains inadequate continue the treatment but start a trial of the other medicine (LTRA or LAMA)

LTRA (Montelukast)

Montelukast may be particularly helpful in those with exercise induced asthma, aspirin exacerbated asthma and in asthma associated with allergic rhinitis.

Always treat co-existing allergic rhinitis with a separate nasal steroid +/- antihistamines to prevent asthma triggering from nasal inflammation.

Follow the [MHRA safety advice](#) on the risks of neuropsychiatric side effects in individuals taking montelukast.

LAMA

The addition of a long acting antimuscarinic agent (LAMA) may be of particular benefit in patients who have both asthma and COPD or who have a degree of fixed airflow obstruction.

Add-on Spiriva Respimat (tiotropium) allows patients to continue with their moderate strength ICS/LABA MART regime and is the LAMA of choice due to its asthma license.

A number of triple therapy devices are licensed for both COPD and asthma but these cannot be used as anti-inflammatory reliever therapy and are therefore not recommended in these guidelines and should be reserved for select individuals diagnosed with severe asthma in secondary care.

Oral theophylline is now rarely prescribed and should not be commenced for asthma in primary care

REFERRAL/SPECIALIST THERAPY



Patients who remain uncontrolled despite moderate dose ICS/LABA +/- additional controller agents have difficult to control or severe asthma. A proportion of these will have an alternative or co-existent condition that is contributing to their symptoms. Objective and structured evaluation can help identify and treat these conditions. Patients with suspected occupational asthma should be referred.

Some individuals will have severe eosinophilic/TH2 high asthma and will require high dose ICS/LABA combination inhalers. Others may have neutrophilic asthma and may benefit from treatments such as azithromycin. Patients receiving 2 or more courses of oral steroids in a 12 month period despite adherence with optimised therapy should be referred.

There are a number of biological therapies now licensed for severe asthma for individuals experiencing three or more exacerbations requiring oral steroids a year. These can be prescribed where appropriate following review by a specialist in severe asthma.

STEPPING DOWN



All asthma guidelines recommend a step wise approach including the need to consider stepping down therapy once control is achieved and maintained^{1,2}. High-dose ICS carries a risk of systemic side effects (adrenal suppression, growth retardation, decrease in bone mineral density and cataracts) and these risks should be balanced against the benefits.

Reductions in asthma therapy should be considered if a patient has had complete asthma control over a three month period. A decision to step down should take into account how difficult it was to achieve stability and also whether previous step down attempts have resulted in exacerbations. Seasonal variation in symptoms should also be considered. Stop or reduce dose of medicines in an order that takes into account the clinical effectiveness when the medicine was introduced, side effects and the person's preference.

When stepping down therapy, counsel patients on signs of worsening asthma control and of the need to seek medical advice.

SELF MANAGEMENT & ASTHMA ACTION PLANS



The importance of supported self-management is highlighted in national guidelines^{1,2}. This should include a written personalised asthma action plan containing advice on how to recognise a loss of asthma control (peak flow monitoring or symptoms) and what action to take to regain control, including when to start oral steroids and seek emergency advice. Patients should be encouraged and supported to download the Asthmahub app. A recent survey has identified that regular app users improved their respiratory health with 36% of users reducing their visits to the GP and 19% reducing their visits to A&E.

Patients should be prescribed a peak flow meter to aid self-management. Best peak flow should be ascertained when treatment is optimised and symptoms are stable. Best peak flow is more accurate than predicted peak flow. Trigger points should be individualised but as a guide oral steroids are usually required when peak flow reaches $\leq 60\%$ of best and emergency review is usually necessary when peak flow reaches $\leq 50\%$ of best.

There is evidence that quadrupling ICS dose for 7 days when asthma control starts to deteriorate (peak flow $\leq 80\%$ best) can reduce the risk of an exacerbation¹⁰. In those individuals prescribed anti-inflammatory reliever/ MART therapy this will be achieved through increased use of PRN reliever doses of their ICS/formoterol inhaler.

EXACERBATIONS/ EMERGENCY TREATMENT (AIR/MART)



For emergency treatment of acute asthma patients can take up to 6 puffs of their ICS/Formoterol containing inhaler at one minute intervals. If 6 puffs do not relieve the symptoms urgent medical advice should be sought. Patients should NOT go back to short acting bronchodilator therapy during exacerbations as this is the time the anti-inflammatory reliever therapy will have the most benefit.

In rare situations some select individuals on the anti-inflammatory reliever regimen may have a MDI SABA reserved for emergency use only. However most individuals should use their ICS/formoterol inhaler.

For those individuals on the alternative regime one puff of SABA should be administered as a reliever every 60 seconds up to 10 puffs.

Routine prescription of antibiotics is not indicated unless bacterial infection is suspected.

ORAL CORTICOSTEROID STEWARDSHIP



Oral corticosteroids are highly effective for the treatment of acute asthma exacerbations however evidence suggests indiscriminate use is common. It is now recognised that even a single course of oral corticosteroids is associated with significant adverse effects. Within 30 days of a course of oral corticosteroids there is an increased risk of fractures, venous thromboembolism and sepsis¹¹. The long-term side effects are well known and include osteoporosis, diabetes, cataracts, weight gain and adrenal insufficiency.

A loss of asthma control requiring a course of oral corticosteroids is a significant event and requires urgent follow up to identify the reasons for the loss of control and to take steps to prevent this from happening again. Patients should not be issued recurrent courses of oral corticosteroids without review, and they should not be prescribed 'just in case'. If a patient with asthma has a respiratory infection with no evidence of bronchospasm this can be treated with antibiotics alone.

Refer patients requiring two or more courses of oral corticosteroids despite optimising asthma therapy. No-one should be started on regular oral corticosteroids in primary care for asthma.

TEMPLATE FOR ASTHMA REVIEW



All individuals with asthma should receive a review at least annually. This will need to be more frequent if poor control is identified and will need to be face to face. All patients should be reviewed after an emergency admission or exacerbation. Where possible NICE guidelines recommend actively identifying those at risk (see previous table) and addressing any modifiable factors. Risk factors to highlight include poor adherence, overuse of SABA (more than 2 per year), 2 or more courses of oral corticosteroids per year, any hospital admission.

- Assess asthma control (e.g. RCP 3 questions, Asthma Control Test, Asthma Control Questionnaire)
- If poor control identified check FeNO and blood eosinophils. Consider checking FeNO before and after changing therapy.
- Review medication including use of reliever medication, adherence with preventer therapies (check prescription fill rate)
- Number of exacerbations in last 12 months/since last review
- Review risk factors for asthma death (e.g. previous near fatal asthma, admission in last 12 months, heavy use of SABA, poor adherence, failure to attend reviews, alcohol/drug misuse)
- Review inhaler technique and consider if patient would benefit from and be willing to switch to a low global warming potential inhaler (DPI)
- Review triggers e.g. pets, occupation, NSAIDs, Beta-blockers
- Smoking status – refer to smoking cessation if required
- Reinforce need for annual flu vaccination and check has received COVID vaccine
- Review asthma action plan and ensure patient knows how to manage an exacerbation and when to seek advice
- If well controlled for >3 months consider stepping down therapy
- If poorly controlled consider and address reasons behind this (e.g. poor inhaler technique, adherence) – if no reversible factors can be identified then consider stepping up therapy.
- Refer to secondary care if poor control despite moderate-dose therapies or if required ≥ 2 courses oral corticosteroids/year

NATIONAL STEROID TREATMENT CARDS



A National Steroid Treatment Card should be given to all patients prescribed high dose inhaled corticosteroids. In addition, steroid cards should be considered for people using other glucocorticoids (including potent/very potent topical glucocorticoids, intra-articular injection, regular nasal glucocorticoids) alongside medium dose inhaled steroids. Further information on steroid treatment cards can be found in the Welsh Health Circular June 21¹². The NHS Wales Adult Emergency Steroid Card can also be provided as a supplement to, but not a replacement for, the National Steroid Treatment Card. This is important for those patients who are steroid dependent (i.e. on long term/regular prednisolone). Copies of both cards are available on the Welsh Endocrine and Diabetes Society website (www.weds-wales.co.uk/steroid-therapy/).

ALTERNATIVE / TRADITIONAL GUIDELINE (Pre-2025)

This guideline should only be used for those who are very stable on their current preventer inhalers with good adherence, no exacerbations and rare use of SABA (<3 SABA inhalers a year). If poor control is identified switch to the AIR/MART regime.

Algorithm 2: The alternative/ traditional guideline that features the fixed dose regimen (no longer recommended for most patients)

1: MILD ASTHMA

Start pathway here if mild, infrequent symptoms (<4-5 days/week)

STEP 2: PERSISTENT ASTHMA

Start pathway here if symptoms most days or waking with asthma ≥ 1 /week

STEP 3: ONGOING POOR CONTROL

Uncontrolled[®], despite good adherence to low dose ICS/LABA

STEP 4: ADD-ON THERAPIES

Uncontrolled[®], despite good adherence to moderate dose ICS/LABA

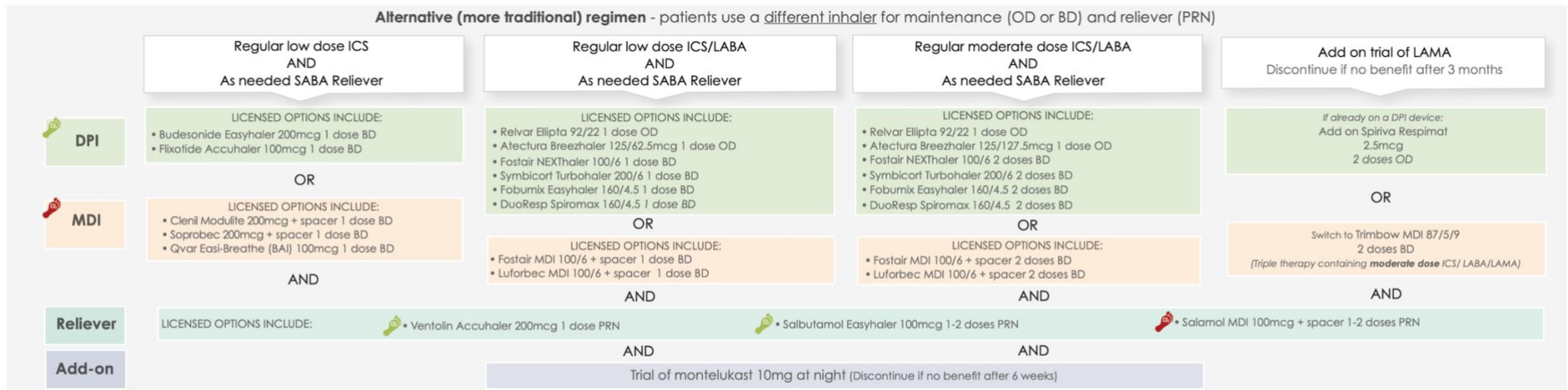



































































TABLE OF ICS EQUIVALENCE

The table below shows the available inhalers used to treat asthma and their inhaled steroid dose equivalents. It is recognised that generic versions of many of the combination inhalers are now available and not all have been included in this table.

Dose	Low	Medium	High
ICS (Steroid treatment card)			
Clenil Modulite (MDI) (Beclometasone dipropionate)	 200mcg 1 dose BD	 200mcg 2 doses BD	 200mcg 4 doses BD
Soprobec (MDI) (Beclometasone dipropionate)	 200mcg 1 dose BD	 200mcg 2 doses BD	 200mcg 4 doses BD
Qvar Easi-Breathe (breath actuated MDI) (Beclometasone dipropionate)	 100mcg 1 dose BD	 100mcg 2 doses BD	 100mcg 4 doses BD
Budesonide Easyhaler (DPI) (Budesonide)	 200mcg 1 dose BD	 200mcg 2 doses BD	 400mcg 2 doses BD
Pulmicort Turbohaler (DPI) (Budesonide)	 100mcg 2 doses BD	 200mcg 2 doses BD	 400mcg 2 doses BD
Alvesco (MDI) (Ciclesonide)	 80mcg 2 doses OD	 160mcg 2 doses OD	 160mcg 2 doses BD
Flixotide Accuhaler (DPI) (Flixotide)	 100mcg 1 dose BD	 250mcg 1 dose BD	 500mcg 1 dose BD
ICS/LABA			
Fostair (NEXThaler DPI) (Beclometasone dipropionate/ formoterol)	 100/6 1 dose BD	 100/6 2 doses BD	 200/6 2 doses BD
Fostair (MDI) (Beclometasone dipropionate/ formoterol)	 100/6 1 dose BD	 100/6 2 doses BD	 200/6 2 doses BD
Luforbec (MDI) (Beclometasone dipropionate/ formoterol)	 100/6 1 dose BD	 100/6 2 doses BD	N/A
Symbicort Turbohaler (DPI) (Budesonide/ formoterol)	 200/6 1 dose BD	 200/6 2 doses BD	 400/12 2 doses BD
Fobumix Easyhaler (DPI) (Budesonide/ formoterol)	 160/4.5 1 dose BD	 160/4.5 2 doses BD	 320/9 2 doses BD
DuoResp Spiromax (DPI) (Budesonide/ formoterol)	 160/4.5 1 dose BD	 160/4.5 2 doses BD	 320/9 2 doses BD
Relvar Ellipta (DPI) (Fluticasone furoate/ vilanterol)	 92/22 1 dose OD		 184/22 1 dose OD
Atectura Breezhaler (DPI) (Indacaterol acetate/mometasone furoate)	 125/62.5 1 dose OD	 125/127.5 1 dose OD	 125/260 1 dose OD
Flutiform (MDI) (Fluticasone propionate/ formoterol)	 125/5 1 dose BD	 125/5 2 doses BD	 250/10 2 doses BD
Seretide (MDI) (Fluticasone propionate/ salmeterol)	 125/25 1 dose BD	 125/25 2 doses BD	 250/25 2 doses BD
Seretide Accuhaler (DPI) (Fluticasone propionate/ salmeterol)	 100/25 1 dose BD	 250/50 1 dose BD	 500/50 1 dose BD
WockAIR (DPI) (Budesonide/ formoterol)	 160/4.5 1 dose BD	 160/4.5 2 doses BD	 320/9 2 doses BD
Bibecfo (MDI) (Beclometasone dipropionate/ formoterol)	 100/6 1 dose BD	 100/6 2 doses BD	 200/6 2 doses BD
ICS/LABA/LAMA			
Trimbow (MDI) (beclometasone dipropionate/ formoterol/ glycopyrronium)	N/A	 87/5/9 2 doses BD	 172/5/9 2 doses BD
Energair Breezhaler (DPI) (indacaterol/glycopyrronium/ mometasone)	N/A	N/A	 114/46/136 1 dose OD

SHORT-ACTING RELIEVER INHALERS

The table below shows the available short-acting reliever inhalers used to offer short-term symptom relief. The use of SABA reliever inhaler more than twice per week indicates poor asthma control. Using ≥ 3 SABA inhalers per year is associated with increased risk of exacerbations and patients should be switched to the anti-inflammatory reliever regimen on the All Wales Guideline.

Short-acting bronchodilator	
Salbutamol Accuhaler (DPI) (Salbutamol)	 200mcg 1 dose PRN
Salbutamol Easyhaler (DPI) (Salbutamol)	 100mcg 1-2 doses PRN
Salamol Easi-Breathe (MDI) (Salbutamol)	 100mcg 1-2 doses PRN
Salamol (MDI) (Salbutamol)	 100mcg 1-2 doses PRN

REFERENCES

1. Asthma: diagnosis, monitoring and chronic asthma management (BTS,NICE,SIGN). NG245 November 2024. Available at <https://www.nice.org.uk/guidance/ng245>
2. Global Strategy for Asthma Management and Prevention. Global Initiative for Asthma. 2024. Available at: https://ginasthma.org/wp-content/uploads/2024/05/GINA-2024-Strategy-Report-24_05_22_WMS.pdf
3. The National Review into Asthma Deaths. Royal College Physicians. May 2014. Available at <https://www.rcplondon.ac.uk/projects/outputs/why-asthma-still-kills>
4. O'Byrne, P et al. Inhaled Combined Budesonide-Formoterol as Needed in Mild Asthma. MEJM 2018; 378: 1865-1876
5. Global Strategy for Asthma Management and Prevention. Global Initiative for Asthma (GINA) 2023. <https://ginasthma.org/2023-gina-main-report>
6. Hardy, J et al. Budesonide-formoterol reliever therapy vs maintenance budesonide plus turbutaline therapy in adults with mild-moderate asthma (PRACTICAL). Lancet 2019; 394:919-928
7. Cates, C et al. Combination formoterol and budesonide as maintenance and reliever therapy versus current best practice (including inhaled steroid maintenance) for chronic asthma in adults and children. Cochrane Database Syst Rev 2013; 12:CD009019
8. Beasley, R et al. ICS-formoterol reliever therapy stepwise treatment algorithm for adult asthma. European Respiratory Journal 2020; 55: 1901407
9. Asthma inhalers and climate change decision aid: Inhalers for asthma. November 2024. Available at <https://www.nice.org.uk/guidance/ng80/resources/patient-decision-aid-pdf-6727144573>
10. McKeever et al. Quadrupling Inhaled Glucocorticoid Dose to Abort Asthma Exacerbations. NEJM. March 2018. 378:902-910
11. Waljee A et al. Short term use of oral corticosteroids and related harms among adults in the United States: population based cohort study. BMJ. 2017; 357: 1415
12. Welsh Health Circular June 21. Available at <https://gov.wales/sites/default/files/publications/2021-05/revised-national-steroid-treatment.pdf>